



**1. BROODMARE SIRE AEI ANALYSIS**

**1. LEADING BROODMARES**

**3. TOP 400 BROODMARE SIRE BY AEI**

**7. STATISTICS FOR TOP MARES**

**9. WEANLING/YEARLING STATISTICS**

**13. KEENELAND APRIL PINHOOK PROSPECTS**

**16. LEADING INDICATORS**  
Performance Records for the Priciest 2-year-olds of 2002

## Broodmare Sire AEI Analysis

By Eric Mitchell

# LIKE FATHER, LIKE DAUGHTER

Just as sires beget sires, broodmare sires beget broodmare sires, according to a *MarketWatch* analysis of 627 stallions that have greatly influenced the Thoroughbred breed through their daughters.

The study, which included only sires whose daughters had at least five North American runners in 2002 and lifetime progeny earnings of at least \$5 million, reinforces the widely held belief that **Buckpasser** is the reigning king of broodmare sires. The 1966 Horse of the Year by Tom Fool out of Busanda (by War Admiral) is the clear leader with a cumulative average earnings index (AEI) of 3.18. AEI measures the earning power of a stallion's progeny, or in this case his daughters' progeny, relative to the progeny of all other stallions in a certain country for a given year. If a sire's progeny earn on average as much as all other runners, then the sire has an AEI of 1.00. Buckpasser's

progeny have earned more than three times the average of other broodmare sires. Ranking second with an AEI of 3.03 is **Hoist the Flag**, who was the only other broodmare sire whose index exceeded 3.0.

Besides producing runners, the daughters of Buckpasser and other leading sires also seem to be producing equally talented broodmare sires, according to the study. **Rahy** is the leading sire by AEI (2.76) among stallions whose first crops as broodmare sires arrived in 1990 or later. His sire, **Blushing Groom**, ranks second among all stallions in the study by number of stakes winners (128) behind the unparalleled **Mr. Prospector** (238 stakes winners). Rahy has broodmare sire influences on both sides of his pedigree since he is out of the **Halo** mare, **Glorious Song**. Halo ranks third behind Blushing Groom on the lead-

*(Continued on page 2)*

## Broodmares

By Eric Mitchell

# BEST OF THE BOTTOM SIDE

No informed opinion comes from listening to one side of an argument. The same principle applies to the breeding of quality Thoroughbreds where the mare deserves the same attention as the sire. Actually, she deserves more. Yes, some breeding theories say the mare has a greater influence on a foal's development because of gestation or through mitochondrial DNA, but let's talk pure economics. Any broodmare is a serious investment of time and money. Before making that investment, a breeder would at least like a well-founded hope for success.

*MarketWatch* can help. We've supplemented our broodmare sire AEI analysis with a statistical chart listing 140 of the best broodmares. To be considered, a mare had to have at least one of her offspring win a graded stakes race in North America between 1995 and 2002. Our initial search pro-

duced a list of 2,015 mares, which would have required a 31-page newsletter if we had attempted to publish it. The list had to be pared down. We wound up with a list of grade I producers that have had at least two foals of racing age, at least two graded stakes winners, and at least three stakes winners during our eight-year window.

The leading broodmare among the crème de la crème is the late **Fall Aspen**, who

was the United States' 1994 broodmare of the year. She was last owned by Coolmore Stud's John Magnier and died five years ago at Creekview Farm near Paris, Ky. The daughter of Pretense, out of Change Water (by Swaps), produced four grade I winners, eight graded stakes winners, and total of nine stakes winners out of 14 foals. Only one of her offspring didn't start and only two weren't winners.

*(Continued on page 7)*



Toussaud at Juddmonte Farms

ANNE M. LEBERHARDT PHOTOS

TBH MarketWatch is published

by *The Blood-Horse, Inc.*,

1736 Alexandria Drive, P.O. Box 4038,

Lexington, KY 40544-4038.


Telephone: 859 278-2361

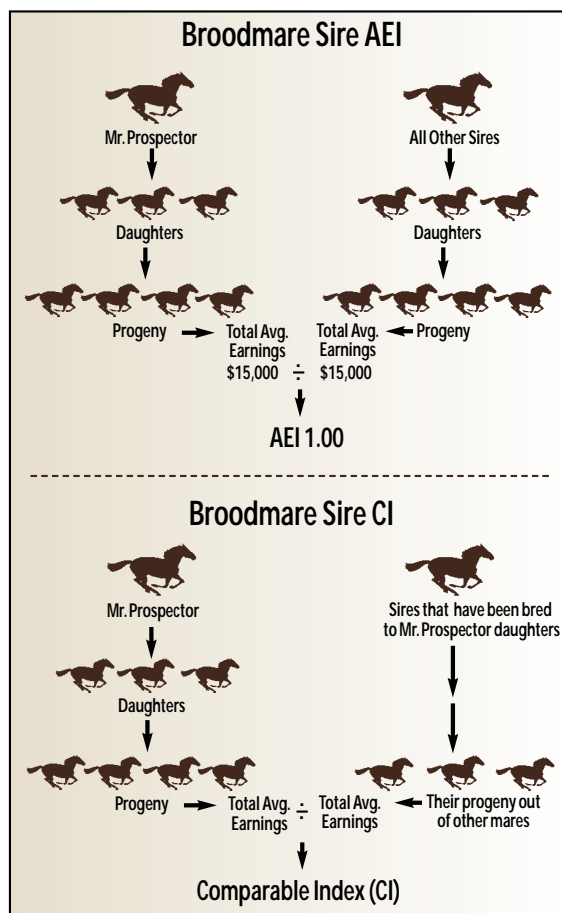
E-mail: marketwatch@bloodhorse.com

ers list by stakes winners with 116.

As expected, Mr. Prospector is well represented among the up-and-coming broodmare sires. Ranking third and fourth behind Rahy are his sons, **Seeking the Gold** (2.51) and **Gulch** (2.36). Seeking the Gold also has a double broodmare sire influence because he is out of the Buckpasser mare Con Game. Two other sires among the top 14 by AEI and with first crops of 1990 or later are out of Buckpasser mares: **El Gran Senor** (2.21) who is by Northern Dancer out of Sex Appeal, and **Fast Play** (2.00), a son of **Seattle Slew** and a half brother to Seeking the Gold.

It's odd referring to some the relatively young sires as "up-and-comers" because many of their first crops dropped in the late 1980s. But that's the way it is with broodmare sires. Most sires will have five foal crops on the ground before their first crop as a broodmare sire arrives. A sire will have three more crops before that first broodmare sire crop hits the track as 3-year-olds. Among the list of leading "young" stallions by AEI are four who have died--**Lord At War** (ranked second, 2.60), **Seattle Song** (sixth, 2.26), **Bet Big** (10th, 2.06), and **Strawberry Road** (11th, 2.04). One sire, El Gran Senor, has been pensioned.

Detailed statistics on 400 of the stallions in the study, ranked only by cumulative AEI, begins on page three. The chart includes many older sires, such as **Prince John** whose first crop as a broodmare sire was born in 1962. We included these stallions because they provide a historical gauge by which to measure the younger stallions. For additional information, see our list of the country's leading broodmares on page seven. The sires most represented among these 140 graded stakes-producing mares are **Northfields** (4), **Roberto** (4), **Key to the Mint** (3), Mr. Prospector (3), **Nijinsky II** (3), and **Seattle Slew** (3). 



## LEADING BROODMARE SIRES

### Young Guns\*

Sire (First Crop as BMS)	AEI	CI
Rahy (96)	2.76	1.92
Lord At War (ARG) (92)	2.60	1.87
Seeking the Gold (95)	2.51	2.12
Gulch (94)	2.36	1.89
Silver Deputy (95)	2.28	1.86
Seattle Song (90)	2.26	1.67
Turkoman (92)	2.24	1.72
El Gran Senor (90)	2.21	1.79
Alysheba (93)	2.06	1.90
Bet Big (92)	2.06	1.37
Strawberry Road (AUS) (92)	2.04	1.80
Desert Wine (90)	2.01	1.62
Fast Play (94)	2.00	1.55
Storm Cat (93)	1.96	1.92

### Moneymakers\*

Sire (First Crop as BMS)	Avg Earnings/ Starter
Bravest Roman (81)	\$128,006
Danzig (86)	\$114,440
Lypheor (GB) (84)	\$105,572
Nureyev (86)	\$104,624
Blushing Groom (FR) (83)	\$101,933
Nice Dancer (80)	\$97,253
Seattle Slew (84)	\$97,060
Alydar (85)	\$89,655
Seeking the Gold (95)	\$89,444
Chief's Crown (91)	\$88,961
Mr. Prospector (80)	\$87,886
Lord At War (ARG) (92)	\$86,772
Storm Cat (93)	\$85,626
Affirmed (86)	\$83,826

### High Stakes Sires

Sire (First Crop as BMS)	SWs (% FIs)
Mr. Prospector (80)	238 (10%)
Blushing Groom (FR) (83)	128 (9%)
Halo (80)	116 (6%)
Green Dancer (82)	115 (6%)
Alydar (85)	112 (7%)
Alleged (84)	107 (7%)
Nureyev (86)	105 (9%)
Shirley Heights (GB) (84)	105 (9%)
The Minstrel (83)	101 (7%)
Seattle Slew (84)	99 (7%)
Danzig (86)	98 (7%)
Irish River (FR) (85)	91 (7%)
Affirmed (86)	82 (7%)
Miswaki (87)	81 (7%)

### The Producers

Sire (First Crop as BMS)	Lifetime Fillies That Became Broodmares (%)
Fappiano (86)	204 (93%)
Private Account (86)	247 (91%)
Blushing Groom (FR) (83)	239 (91%)
The Minstrel (83)	236 (91%)
Topsider (85)	213 (89%)
Halo (80)	348 (88%)
Alydar (85)	303 (88%)
Lypheor (GB) (84)	147 (88%)
Storm Bird (87)	311 (85%)
Shirley Heights (GB) (84)	301 (85%)
Accipiter (81)	127 (85%)
Tri Jet (81)	207 (84%)
Turn and Count (82)	59 (84%)
Naskra (80)	265 (83%)

\*Sires whose first crop as a broodmare sire was born in 1990 or later.

\*Sires with BMS crops from 1980 or later.

\*Sires with BMS crops from 1980 or later.

\*Sires with BMS crops from 1980 or later and at least 100 lifetime foals.

## BROODMARE SIRE AEI ANALYSIS

The following chart features the top 400 broodmare sires when ranked by their lifetime average earnings index (AEI). The toughest part of producing such a chart isn't deciding who gets in, but debating over what sires get left off and why. *MarketWatch* finally settled on two main criteria for winnowing down a list of more than 2,600 broodmare sires to a more manageable 400. First, the daughters of the stallions on this list were represented by at least five North American runners in 2002. Secondly, the stallions had a minimum of \$5 million in lifetime earnings as a broodmare sire. These

two criteria reduced our pool of sires to 628, from which we took the top 400 by AEI and then sorted them alphabetically. The source for the AEI and CI for each sire are best explained by a graphic on page two. The chart also includes the number of starters, winners, and stakes winners produced by each sire's daughters. The racing categories include the percentages of named foals of racing age. The column labeled producers is the number and percentage of a sire's daughters that went on to become broodmares. The final column is the average earnings per starter for each sire. <sup>W</sup>

### Top 400 Broodmare Sires by AEI

Sire (First Crop as BMS)	AEI	CI	Starters (% Fls)	Wnrs (% Fls)	SW (% Fls)	Producers (% Fillies)	Avg. Earnings	Sire (First Crop as BMS)	AEI	CI	Starters (% Fls)	Wnrs (% Fls)	SW (% Fls)	Producers (% Fillies)	Avg. Earnings
Accipiter (81)	1.15	1.37	484 (76%)	344 (54%)	25 (4%)	127 (85%)	\$31,900	Bold Bidder (71)	1.51	1.59	1177 (79%)	834 (56%)	90 (6%)	220 (81%)	\$41,657
Ace of Aces (80)	1.19	1.39	249 (75%)	172 (52%)	11 (3%)	100 (78%)	\$27,899	Bold Forbes (83)	1.18	1.63	756 (77%)	553 (56%)	53 (5%)	194 (80%)	\$43,774
Ack Ack (77)	1.63	1.57	1113 (77%)	780 (54%)	92 (6%)	248 (86%)	\$47,639	Bold Hour (75)	1.32	1.49	919 (79%)	644 (55%)	47 (4%)	210 (76%)	\$34,852
Affirmed (86)	1.80	1.69	937 (82%)	648 (56%)	82 (7%)	306 (70%)	\$83,826	Bold Lad (72)	1.15	1.60	751 (67%)	472 (42%)	39 (3%)	186 (85%)	\$36,006
Afleet (94)	1.77	1.77	211 (77%)	147 (53%)	22 (8%)	144 (38%)	\$75,167	Bold Monarch (74)	1.19	1.35	383 (72%)	287 (54%)	31 (6%)	94 (76%)	\$30,891
Air Forbes Won (87)	1.24	1.48	356 (72%)	259 (53%)	17 (3%)	175 (52%)	\$43,728	Bold Reason (77)	1.32	1.57	693 (77%)	480 (53%)	34 (4%)	149 (80%)	\$31,140
Akureyri (86)	1.17	1.31	216 (70%)	147 (47%)	7 (2%)	76 (58%)	\$32,444	Bold Ruckus (86)	1.56	1.55	516 (75%)	370 (54%)	41 (6%)	255 (77%)	\$53,963
Al Hattab (77)	1.55	1.56	1000 (83%)	741 (62%)	68 (6%)	162 (90%)	\$45,128	Bombay Duck (80)	1.37	1.34	188 (74%)	145 (57%)	10 (4%)	47 (46%)	\$38,920
Al Nasr (FR) (88)	1.14	1.57	434 (76%)	280 (49%)	25 (4%)	178 (61%)	\$48,216	Bravest Roman (81)	1.21	1.43	786 (80%)	379 (39%)	26 (3%)	280 (73%)	\$128,006
Alleged (84)	1.77	1.68	1207 (79%)	809 (53%)	107 (7%)	395 (83%)	\$58,160	Briartic (79)	1.40	1.58	631 (75%)	445 (53%)	44 (5%)	178 (65%)	\$44,364
Alydar (85)	2.08	1.82	1281 (82%)	893 (57%)	112 (7%)	303 (88%)	\$89,655	Broad Brush (94)	1.61	1.93	170 (71%)	119 (50%)	10 (4%)	162 (52%)	\$48,068
Alysheba (93)	2.06	1.90	265 (82%)	171 (53%)	24 (7%)	121 (65%)	\$73,341	Broadway Forli (85)	1.34	1.35	280 (72%)	188 (48%)	11 (3%)	96 (65%)	\$41,622
Ambernash (70)	1.19	1.43	367 (69%)	254 (48%)	14 (3%)	119 (60%)	\$29,559	Buckaroo (85)	1.28	1.52	383 (76%)	259 (52%)	19 (4%)	164 (65%)	\$43,882
Angle Light (79)	1.15	1.36	440 (78%)	311 (55%)	30 (5%)	103 (68%)	\$30,484	Buckfinder (84)	1.47	1.53	454 (72%)	332 (53%)	36 (6%)	175 (57%)	\$44,238
Anticipating (82)	1.44	1.34	162 (67%)	107 (44%)	11 (5%)	64 (60%)	\$45,683	Buckpasser (73)	3.18	1.82	1039 (78%)	715 (54%)	141 (11%)	148 (91%)	\$70,096
Apalachee (80)	1.27	1.51	865 (76%)	614 (54%)	64 (6%)	281 (74%)	\$43,434	Buffalo Lark (80)	1.27	1.32	295 (74%)	201 (50%)	11 (3%)	79 (69%)	\$34,886
Arctic Tern (83)	1.19	1.50	898 (75%)	560 (47%)	53 (4%)	276 (67%)	\$37,682	Caerleon (89)	1.66	1.64	818 (81%)	524 (52%)	57 (6%)	361 (68%)	\$75,697
Arts and Letters (76)	1.46	1.61	895 (74%)	605 (50%)	57 (5%)	203 (81%)	\$42,897	Capote (93)	1.42	1.81	272 (75%)	178 (49%)	17 (5%)	196 (50%)	\$51,395
Assert (IRE) (88)	2.00	1.72	386 (75%)	235 (45%)	32 (6%)	156 (72%)	\$52,956	Caro (IRE) (77)	1.61	1.62	1258 (78%)	836 (52%)	119 (7%)	273 (89%)	\$66,040
Avatar (82)	1.18	1.59	536 (78%)	390 (57%)	33 (5%)	147 (62%)	\$38,362	Carr de Naska (92)	1.18	1.54	160 (72%)	113 (51%)	11 (5%)	100 (45%)	\$46,711
Bailjumper (84)	1.30	1.52	304 (75%)	209 (51%)	18 (4%)	122 (53%)	\$45,465	Caucasus (82)	1.27	1.57	431 (75%)	301 (53%)	23 (4%)	120 (68%)	\$39,878
Baldski (85)	1.58	1.57	604 (76%)	435 (55%)	39 (5%)	203 (73%)	\$57,508	Caveat (89)	1.52	1.65	348 (78%)	242 (54%)	16 (4%)	150 (66%)	\$52,267
Barachois (79)	1.19	1.42	679 (76%)	494 (55%)	37 (4%)	169 (78%)	\$33,838	Cherokee Fellow (82)	1.39	1.44	235 (73%)	166 (52%)	16 (5%)	86 (48%)	\$49,361
Batonnier (85)	1.22	1.43	156 (68%)	112 (48%)	9 (4%)	83 (41%)	\$41,988	Chief's Crown (91)	1.71	1.80	366 (74%)	250 (51%)	35 (7%)	200 (66%)	\$88,961
Be My Guest (83)	1.34	1.49	1308 (78%)	810 (48%)	74 (4%)	388 (65%)	\$43,581	Chieftain (70)	1.45	1.55	1306 (80%)	967 (59%)	102 (6%)	225 (86%)	\$37,952
Beau's Eagle (86)	1.14	1.32	238 (68%)	166 (47%)	22 (6%)	110 (53%)	\$39,882	Clever Trick (85)	1.22	1.51	871 (77%)	616 (54%)	57 (5%)	330 (61%)	\$44,696
Believe It (84)	1.36	1.50	748 (76%)	523 (53%)	40 (4%)	258 (62%)	\$46,465	Cloudy Dawn (80)	1.27	1.38	258 (74%)	169 (49%)	21 (6%)	71 (65%)	\$31,958
Best Turn (76)	1.32	1.57	657 (80%)	473 (58%)	37 (5%)	137 (87%)	\$35,384	Coastal (85)	1.17	1.63	571 (77%)	392 (53%)	39 (5%)	143 (61%)	\$41,545
Bet Big (92)	2.06	1.37	92 (67%)	64 (46%)	5 (4%)	66 (47%)	\$76,726	Conquistador Cielo (88)	1.72	1.69	646 (77%)	442 (53%)	64 (8%)	277 (63%)	\$73,322
Bicker (79)	1.30	1.25	249 (63%)	161 (41%)	11 (3%)	91 (58%)	\$34,780	Copelan (90)	1.38	1.60	365 (78%)	255 (55%)	29 (6%)	151 (83%)	\$46,680
Big Burn (78)	1.16	1.45	454 (74%)	336 (54%)	22 (4%)	143 (64%)	\$34,177	Cormorant (83)	1.29	1.57	442 (74%)	316 (53%)	26 (4%)	179 (60%)	\$44,022
Big Spruce (80)	1.35	1.55	702 (74%)	454 (48%)	33 (3%)	215 (70%)	\$45,650	Cornish Prince (72)	1.38	1.59	1486 (80%)	1060 (57%)	100 (5%)	222 (87%)	\$34,285
Blade (76)	1.21	1.44	872 (75%)	652 (56%)	49 (4%)	237 (79%)	\$39,425	Count Brook (73)	1.26	1.30	156 (80%)	122 (62%)	8 (4%)	39 (52%)	\$37,306
Blakeney (GB) (77)	1.32	1.45	872 (77%)	474 (42%)	60 (5%)	233 (75%)	\$28,211	Court Trial (87)	1.40	1.48	116 (77%)	86 (57%)	7 (5%)	46 (36%)	\$48,563
Blushing Groom (FR) (83)	2.12	1.71	1157 (81%)	807 (57%)	128 (9%)	239 (91%)	\$101,933	Cox's Ridge (85)	1.58	1.66	872 (79%)	627 (57%)	64 (6%)	321 (80%)	\$52,974
Bold Ambition (75)	1.20	1.37	278 (74%)	199 (53%)	13 (3%)	69 (72%)	\$30,088	Cozzene (91)	1.31	1.68	274 (75%)	163 (45%)	16 (4%)	166 (43%)	\$43,180

## Top 400 Broodmare Sires by AEI

Sire (First Crop as BMS)	AEI	CI	Starters (% FIs)	Wnrs (% FIs)	SW (% FIs)	Producers (% Fillies)	Avg. Earnings	Sire (First Crop as BMS)	AEI	CI	Starters (% FIs)	Wnrs (% FIs)	SW (% FIs)	Producers (% Fillies)	Avg. Earnings
Crafty Drone (83)	1.27	1.19	108 (72%)	87 (58%)	18 (12%)	28 (62%)	\$48,426	For The Moment (83)	1.27	1.47	327 (82%)	220 (55%)	15 (4%)	81 (49%)	\$44,662
Crafty Prospector (90)	1.45	1.60	467 (77%)	321 (53%)	32 (5%)	266 (55%)	\$64,802	Forli (73)	1.58	1.60	1335 (75%)	914 (51%)	84 (5%)	312 (86%)	\$43,680
Creme dela Creme (72)	1.36	1.60	628 (78%)	464 (58%)	54 (7%)	111 (90%)	\$35,813	Fortunate Prospect (93)	1.25	1.65	160 (81%)	115 (58%)	8 (4%)	144 (39%)	\$39,248
Crimson Satan (69)	1.32	1.54	1250 (79%)	884 (56%)	85 (5%)	207 (88%)	\$36,431	Forty Niner (94)	1.71	2.06	241 (75%)	153 (47%)	23 (7%)	145 (50%)	\$62,564
Crozier (68)	1.37	1.52	951 (80%)	712 (60%)	67 (6%)	154 (83%)	\$32,794	Full Out (83)	1.15	1.49	587 (78%)	424 (57%)	36 (5%)	151 (74%)	\$37,315
Cure the Blues (87)	1.48	1.57	638 (79%)	423 (52%)	40 (5%)	294 (63%)	\$57,681	Gaelic Dancer (76)	1.21	1.26	464 (73%)	334 (53%)	34 (5%)	118 (80%)	\$29,477
Cutlass (80)	1.37	1.48	811 (79%)	613 (60%)	46 (4%)	237 (73%)	\$46,990	Gallant Man (65)	1.54	1.63	1150 (79%)	883 (61%)	87 (6%)	205 (91%)	\$34,926
Cyane (70)	1.58	1.61	974 (77%)	748 (59%)	73 (6%)	172 (84%)	\$39,096	Gallant Romeo (73)	1.32	1.50	913 (77%)	644 (54%)	58 (5%)	183 (87%)	\$34,233
Czaravich (85)	1.26	1.45	427 (74%)	292 (50%)	29 (5%)	144 (57%)	\$37,167	Gate Dancer (92)	1.35	1.57	202 (76%)	134 (50%)	12 (4%)	130 (57%)	\$50,507
D'Accord (89)	1.34	1.59	222 (72%)	160 (52%)	17 (5%)	106 (64%)	\$47,936	Gay Mecene (85)	1.49	1.59	452 (81%)	270 (48%)	32 (6%)	131 (57%)	\$59,335
Dahar (92)	1.81	1.46	135 (75%)	80 (44%)	9 (5%)	106 (45%)	\$46,103	Geiger Counter (93)	1.42	1.70	163 (71%)	108 (47%)	12 (5%)	200 (43%)	\$56,788
Damascus (74)	1.69	1.65	1873 (80%)	1325 (56%)	146 (6%)	335 (87%)	\$50,614	General Assembly (86)	1.27	1.58	613 (79%)	407 (52%)	41 (5%)	177 (56%)	\$45,617
Dance Spell (82)	1.35	1.67	186 (79%)	133 (57%)	14 (6%)	29 (88%)	\$40,031	Giboulee (84)	1.15	1.41	321 (78%)	240 (58%)	23 (6%)	116 (48%)	\$39,491
Dancing Champ (81)	1.60	1.53	256 (81%)	184 (58%)	15 (5%)	115 (64%)	\$50,922	Gleaming (79)	1.53	1.67	276 (74%)	190 (51%)	24 (6%)	57 (88%)	\$47,789
Dancing Count (78)	1.45	1.44	501 (78%)	381 (59%)	27 (4%)	155 (63%)	\$43,987	Gold and Myrrh (81)	1.28	1.24	276 (80%)	196 (57%)	14 (4%)	68 (75%)	\$40,155
Danzig (86)	2.01	1.76	1111 (78%)	720 (51%)	98 (7%)	349 (70%)	\$114,440	Gone West (93)	1.40	1.93	236 (76%)	146 (47%)	12 (4%)	190 (46%)	\$50,287
Dead Ahead (68)	1.31	1.47	378 (79%)	296 (62%)	31 (7%)	84 (69%)	\$29,826	Good Behaving (78)	1.34	1.49	244 (71%)	177 (51%)	16 (5%)	82 (56%)	\$38,065
Decidedly (72)	1.14	1.40	708 (74%)	484 (50%)	41 (4%)	158 (84%)	\$27,375	Good Counsel (79)	1.19	1.41	291 (71%)	201 (49%)	13 (3%)	82 (78%)	\$32,968
Deputed Testamony (90)	1.44	1.78	108 (68%)	88 (56%)	7 (4%)	70 (34%)	\$54,178	Graustark (72)	2.28	1.73	1458 (81%)	1027 (57%)	143 (8%)	260 (86%)	\$57,634
Deputy Minister (89)	1.94	1.76	589 (75%)	430 (55%)	75 (10%)	314 (60%)	\$73,708	Great Above (84)	1.54	1.47	634 (78%)	481 (59%)	51 (6%)	213 (68%)	\$56,825
Desert Wine (90)	2.01	1.62	240 (74%)	161 (50%)	22 (7%)	117 (52%)	\$65,198	Great Gladiator (88)	1.58	1.44	125 (71%)	99 (57%)	6 (3%)	78 (35%)	\$63,401
Devil's Bag (90)	1.24	1.80	496 (76%)	310 (47%)	27 (4%)	243 (55%)	\$49,461	Great Nephew (GB) (73)	1.20	1.49	806 (76%)	476 (45%)	56 (5%)	215 (80%)	\$25,310
Diesis (GB) (89)	1.39	1.75	486 (73%)	289 (43%)	38 (6%)	256 (52%)	\$41,574	Greek Answer (82)	1.20	1.33	219 (78%)	170 (61%)	15 (5%)	53 (82%)	\$39,762
Diplomat Way (74)	1.56	1.42	1133 (79%)	801 (56%)	70 (5%)	247 (80%)	\$44,038	Green Dancer (82)	1.66	1.56	1402 (79%)	940 (53%)	115 (6%)	390 (75%)	\$53,338
Distinctive (77)	1.32	1.52	781 (80%)	562 (58%)	45 (5%)	163 (68%)	\$36,815	Gregorian (85)	1.64	1.66	183 (80%)	120 (53%)	12 (5%)	66 (54%)	\$45,955
Distinctive Pro (89)	1.38	1.62	260 (71%)	187 (51%)	16 (4%)	158 (43%)	\$45,579	Greinton (GB) (92)	1.57	1.64	155 (69%)	111 (49%)	14 (6%)	81 (46%)	\$60,661
Dixieland Band (91)	1.57	1.67	604 (77%)	454 (58%)	46 (6%)	316 (57%)	\$64,080	Grey Dawn II (72)	1.57	1.56	1857 (82%)	1293 (57%)	122 (5%)	368 (91%)	\$45,700
Dom Alaric (FR) (85)	1.28	1.50	234 (76%)	168 (55%)	8 (3%)	76 (55%)	\$46,651	Gulch (94)	2.36	1.89	224 (80%)	140 (50%)	15 (5%)	163 (46%)	\$61,693
Doonesbury (87)	1.29	1.30	192 (75%)	129 (51%)	12 (5%)	62 (56%)	\$38,722	Habitat (76)	1.72	1.61	1959 (80%)	1218 (50%)	206 (8%)	342 (93%)	\$36,239
Double Zeus (87)	1.35	1.45	119 (65%)	82 (45%)	7 (4%)	65 (40%)	\$51,138	Hagley (78)	1.42	1.53	634 (81%)	502 (64%)	45 (6%)	146 (68%)	\$50,412
Dr. Blum (86)	1.60	1.52	269 (71%)	178 (47%)	22 (6%)	137 (55%)	\$54,840	Hail to Reason (66)	2.24	1.76	1026 (82%)	782 (63%)	113 (9%)	153 (92%)	\$48,389
Dr. Carter (90)	1.32	1.53	166 (74%)	115 (51%)	12 (5%)	77 (37%)	\$60,543	Halo (80)	1.74	1.59	1504 (81%)	1078 (58%)	116 (6%)	348 (88%)	\$65,064
Dr. Fager (75)	2.28	1.83	732 (82%)	573 (65%)	97 (11%)	117 (87%)	\$54,265	Hard Work (78)	1.23	1.34	411 (75%)	283 (51%)	26 (5%)	125 (67%)	\$35,713
Droll Role (78)	1.29	1.50	385 (73%)	256 (48%)	22 (4%)	92 (73%)	\$32,290	Hatchet Man (82)	1.42	1.56	617 (78%)	410 (52%)	30 (4%)	181 (67%)	\$44,592
Drone (75)	1.77	1.60	1342 (79%)	979 (58%)	100 (6%)	253 (84%)	\$49,198	Hawaii (75)	1.29	1.54	1211 (79%)	833 (54%)	70 (5%)	251 (82%)	\$37,264
Duck Dance (78)	1.22	1.37	262 (76%)	184 (53%)	15 (4%)	204 (67%)	\$34,445	Herbager (65)	1.51	1.68	1039 (73%)	629 (44%)	80 (6%)	212 (87%)	\$27,389
Effervescing (83)	1.16	1.28	284 (69%)	189 (46%)	17 (4%)	147 (56%)	\$29,311	Hero's Honor (90)	1.27	1.66	182 (78%)	120 (52%)	10 (4%)	92 (51%)	\$44,585
El Gran Senor (90)	2.21	1.79	266 (76%)	173 (49%)	28 (8%)	142 (71%)	\$77,447	High Echelon (76)	1.17	1.51	446 (73%)	296 (48%)	32 (5%)	134 (68%)	\$31,053
Elocutionist (82)	1.59	1.52	569 (79%)	440 (61%)	59 (8%)	138 (60%)	\$53,178	High Top (78)	1.73	1.45	1034 (79%)	644 (49%)	84 (6%)	221 (84%)	\$37,478
Exceller (85)	1.32	1.63	399 (76%)	276 (52%)	26 (5%)	127 (68%)	\$42,911	His Majesty (78)	1.59	1.58	1126 (80%)	792 (56%)	86 (6%)	299 (85%)	\$45,006
Exclusive Native (74)	1.39	1.60	1277 (79%)	909 (56%)	94 (6%)	234 (86%)	\$46,741	Hoist the Flag (78)	3.03	1.85	684 (78%)	510 (58%)	82 (9%)	102 (80%)	\$77,797
Executioner (78)	1.19	1.41	283 (78%)	201 (55%)	13 (4%)	243 (90%)	\$33,214	Hold Your Peace (79)	1.23	1.52	822 (81%)	617 (61%)	54 (5%)	199 (80%)	\$40,758
Exploident (80)	1.25	1.53	966 (78%)	700 (57%)	64 (5%)	281 (75%)	\$42,995	Honest Pleasure (83)	1.14	1.57	556 (76%)	393 (54%)	22 (3%)	152 (71%)	\$35,070
Exuberant (85)	1.18	1.37	356 (74%)	242 (50%)	21 (4%)	155 (51%)	\$45,248	Icecapade (79)	1.36	1.54	1055 (80%)	766 (58%)	65 (5%)	234 (84%)	\$42,676
Fabled Monarch (83)	1.19	1.40	164 (67%)	109 (44%)	11 (4%)	71 (47%)	\$35,896	Illustrious (76)	1.35	1.67	259 (77%)	189 (56%)	20 (6%)	77 (63%)	\$35,480
Fappiano (86)	1.86	1.77	789 (79%)	551 (55%)	77 (8%)	204 (93%)	\$80,050	I'ma Hell Raiser (86)	1.57	1.26	155 (67%)	102 (44%)	15 (7%)	86 (36%)	\$53,190
Far North (82)	1.38	1.59	772 (78%)	542 (55%)	56 (6%)	231 (61%)	\$46,345	In Reality (74)	1.99	1.67	1320 (79%)	1020 (61%)	140 (8%)	264 (91%)	\$64,150
Fast Gold (90)	1.18	1.37	132 (73%)	93 (52%)	11 (6%)	84 (22%)	\$48,510	Info (76)	1.32	1.22	154 (75%)	112 (54%)	8 (4%)	39 (57%)	\$33,592
Fast Hilarious (77)	1.26	1.34	359 (77%)	248 (53%)	20 (4%)	84 (84%)	\$35,365	Irish River (FR) (85)	1.57	1.64	1015 (79%)	659 (51%)	91 (7%)	330 (72%)	\$56,670
Fast Play (94)	2.00	1.55	109 (78%)	74 (53%)	9 (6%)	73 (41%)	\$54,681	Irish Stronghold (81)	1.57	1.41	152 (68%)	107 (48%)	7 (3%)	70 (54%)	\$46,134
First Landing (66)	1.78	1.61	984 (79%)	757 (61%)	100 (8%)	189 (88%)	\$38,389	Irish Tower (86)	1.27	1.47	425 (75%)	301 (53%)	18 (3%)	183 (65%)	\$46,594
Fit to Fight (90)	1.30	1.69	345 (79%)	233 (53%)	23 (5%)	180 (47%)	\$49,185	Iron Constitution (85)	1.19	1.50	257 (73%)	183 (52%)	15 (4%)	84 (57%)	\$39,491
Fleet Nasrullah (65)	1.54	1.52	1485 (81%)	1106 (60%)	144 (8%)	268 (92%)	\$33,584	Iron Ruler (74)	1.33	1.54	1009 (83%)	758 (62%)	60 (5%)	172 (83%)	\$37,707
Flying Paster (86)	1.54	1.62	549 (75%)	397 (54%)	57 (8%)	181 (78%)	\$55,901	It's Freezing (84)	1.13	1.47	543 (77%)	396 (56%)	23 (3%)	168 (74%)	\$46,343
Foolish Pleasure (81)	1.37	1.63	788 (77%)	542 (53%)	52 (5%)	194 (80%)	\$46,712	J.O. Tobin (83)	1.15	1.55	495 (76%)	330 (50%)	25 (4%)	159 (64%)	\$41,657

# Top 400 Broodmare Sires by AEI

Sire (First Crop as BMS)	AEI	CI	Starters (% FIs)	Wnrs (% FIs)	SW (% FIs)	Producers (% Fillies)	Avg. Earnings	Sire (First Crop as BMS)	AEI	CI	Starters (% FIs)	Wnrs (% FIs)	SW (% FIs)	Producers (% Fillies)	Avg. Earnings
Jacinto (72)	1.23	1.59	853 (77%)	601 (55%)	45 (4%)	191 (89%)	\$28,137	Nice Dancer (80)	1.13	1.23	532 (73%)	275 (38%)	25 (3%)	202 (73%)	\$97,253
Jim French (77)	1.58	1.40	445 (69%)	244 (38%)	29 (4%)	133 (75%)	\$75,340	Nijinsky II (75)	2.23	1.73	2062 (81%)	1406 (55%)	228 (9%)	378 (93%)	\$81,677
Jim J. (75)	1.12	1.30	303 (70%)	217 (50%)	12 (3%)	174 (65%)	\$27,673	No Robbery (70)	1.44	1.49	1151 (81%)	834 (59%)	83 (6%)	210 (87%)	\$37,116
Judger (80)	1.28	1.52	453 (77%)	306 (52%)	24 (4%)	103 (72%)	\$47,264	Noble Dancer (GB) (85)	1.74	1.48	121 (73%)	76 (46%)	7 (4%)	51 (45%)	\$51,747
Key to the Mint (79)	2.16	1.67	1155 (76%)	808 (53%)	108 (7%)	275 (89%)	\$67,960	Nodouble (74)	1.49	1.53	1285 (82%)	939 (60%)	86 (5%)	274 (86%)	\$46,323
King Emperor (76)	1.36	1.41	580 (76%)	361 (47%)	32 (4%)	147 (77%)	\$32,968	Northern Answer (75)	1.12	1.40	495 (70%)	321 (45%)	20 (3%)	175 (78%)	\$53,869
King Pellinore (83)	1.47	1.53	403 (76%)	263 (49%)	19 (4%)	105 (64%)	\$39,878	Northern Dancer (70)	2.25	1.69	1983 (82%)	1406 (58%)	231 (10%)	293 (93%)	\$76,755
King's Bishop (79)	1.89	1.71	427 (79%)	348 (65%)	50 (9%)	81 (86%)	\$65,710	Northern Fling (81)	1.18	1.51	241 (76%)	169 (53%)	9 (3%)	76 (60%)	\$38,578
Kinsman Hope (81)	1.23	1.37	161 (77%)	118 (56%)	9 (4%)	50 (78%)	\$37,270	Northern Jove (81)	1.20	1.42	851 (79%)	636 (59%)	63 (6%)	218 (79%)	\$42,132
Knightly Dawn (79)	1.56	1.44	184 (75%)	133 (54%)	18 (7%)	50 (63%)	\$46,597	Northern Prospect (84)	1.22	1.54	460 (73%)	331 (52%)	24 (4%)	194 (64%)	\$38,966
Known Fact (86)	1.28	1.59	490 (78%)	314 (50%)	26 (4%)	224 (58%)	\$49,513	Northfields (77)	2.19	1.45	1045 (81%)	694 (54%)	101 (8%)	281 (81%)	\$57,322
Kris (GB) (87)	1.39	1.73	816 (77%)	485 (46%)	65 (6%)	282 (68%)	\$44,964	Northjet (IRE) (87)	1.22	1.64	387 (79%)	248 (51%)	22 (5%)	112 (52%)	\$44,124
Kris S. (87)	1.47	1.68	454 (79%)	322 (56%)	30 (5%)	249 (55%)	\$49,638	Nureyev (86)	2.11	1.79	969 (80%)	636 (52%)	105 (9%)	316 (78%)	\$104,624
Le Fabuleux (71)	1.88	1.59	1129 (81%)	752 (54%)	98 (7%)	196 (86%)	\$52,119	Ogygian (92)	1.67	1.83	226 (75%)	151 (50%)	20 (7%)	147 (49%)	\$65,752
Lear Fan (90)	1.48	1.68	367 (77%)	217 (46%)	28 (6%)	196 (49%)	\$42,031	Oh Say (89)	1.33	1.53	245 (75%)	174 (54%)	18 (6%)	118 (43%)	\$46,972
L'Emigrant (89)	1.19	1.60	256 (73%)	183 (52%)	11 (3%)	115 (63%)	\$43,959	Olden Times (70)	1.34	1.55	1781 (79%)	1337 (59%)	114 (5%)	318 (88%)	\$37,363
L'Enjoleur (81)	1.41	1.49	869 (79%)	622 (56%)	49 (4%)	215 (64%)	\$41,420	On to Glory (81)	1.24	1.40	420 (74%)	311 (55%)	18 (3%)	155 (53%)	\$39,681
Liloy (FR) (87)	1.18	1.64	209 (66%)	135 (42%)	14 (4%)	153 (77%)	\$33,936	One for All (77)	1.25	1.46	835 (78%)	569 (53%)	45 (4%)	192 (75%)	\$35,387
Linkage (89)	1.43	1.55	288 (84%)	212 (62%)	19 (6%)	97 (53%)	\$70,320	Our Native (80)	1.39	1.48	1083 (77%)	785 (56%)	78 (6%)	272 (82%)	\$45,632
Little Current (81)	1.20	1.57	703 (77%)	464 (51%)	43 (5%)	193 (71%)	\$39,929	Overskate (86)	1.28	1.58	236 (73%)	156 (48%)	15 (5%)	87 (56%)	\$40,136
Lord At War (ARG) (92)	2.60	1.87	152 (70%)	101 (46%)	11 (5%)	127 (60%)	\$86,772	Pago Pago (70)	1.20	1.44	585 (78%)	425 (57%)	39 (5%)	187 (81%)	\$31,178
Lord Avie (87)	1.19	1.59	421 (73%)	273 (47%)	34 (6%)	217 (49%)	\$41,565	Palace Music (93)	1.45	1.52	127 (77%)	84 (51%)	6 (4%)	225 (52%)	\$45,601
Lord Durham (81)	1.19	1.62	284 (70%)	199 (49%)	21 (5%)	85 (54%)	\$32,938	Pass the Tab (89)	1.20	1.47	143 (77%)	89 (48%)	10 (5%)	56 (43%)	\$40,366
Lord Gaylord (81)	1.47	1.54	436 (74%)	337 (57%)	40 (7%)	122 (71%)	\$53,245	Personal Flag (95)	1.57	1.71	116 (81%)	92 (64%)	4 (3%)	122 (38%)	\$48,340
Lord Rebeau (82)	1.24	1.46	219 (73%)	164 (55%)	12 (4%)	72 (54%)	\$36,316	Personality (77)	1.52	1.45	551 (74%)	383 (51%)	30 (4%)	142 (74%)	\$75,790
Lost Code (94)	1.41	1.61	206 (66%)	127 (41%)	15 (5%)	178 (50%)	\$44,983	Pharly (84)	1.31	1.47	737 (77%)	459 (48%)	45 (5%)	213 (59%)	\$38,088
Lt. Stevens (72)	1.52	1.43	845 (80%)	627 (60%)	54 (5%)	172 (82%)	\$43,939	Phone Trick (91)	1.18	1.66	317 (76%)	218 (52%)	16 (4%)	247 (48%)	\$37,980
Luthier (FR) (75)	1.56	1.62	1046 (79%)	673 (51%)	92 (7%)	188 (89%)	\$44,850	Pia Star (72)	1.66	1.46	734 (80%)	555 (61%)	64 (7%)	136 (90%)	\$42,974
Lyphard (78)	1.82	1.64	1911 (82%)	1274 (54%)	175 (7%)	418 (92%)	\$73,735	Pleasant Colony (87)	1.89	1.79	478 (77%)	336 (54%)	40 (6%)	215 (69%)	\$69,353
Lypheor (GB) (84)	1.16	1.62	520 (75%)	279 (40%)	20 (3%)	147 (88%)	\$105,572	Plugged Nickle (87)	1.18	1.37	374 (74%)	277 (55%)	20 (4%)	127 (60%)	\$52,868
Magesterial (87)	1.38	1.54	272 (72%)	201 (53%)	16 (4%)	131 (58%)	\$46,995	Poker (73)	1.29	1.45	643 (77%)	438 (53%)	26 (3%)	156 (73%)	\$34,294
Majestic Light (83)	1.21	1.63	1068 (80%)	697 (52%)	59 (4%)	344 (76%)	\$46,107	Premiership (91)	1.20	1.46	288 (76%)	195 (52%)	16 (4%)	171 (51%)	\$41,511
Majestic Prince (75)	1.43	1.59	1009 (80%)	725 (57%)	76 (6%)	171 (91%)	\$35,693	Pretense (74)	1.52	1.55	722 (71%)	491 (48%)	56 (6%)	193 (76%)	\$37,977
Manila (93)	1.61	1.74	193 (76%)	115 (45%)	12 (5%)	119 (68%)	\$55,960	Prince John (62)	2.10	1.60	1730 (79%)	1270 (58%)	169 (8%)	260 (93%)	\$44,034
Maribeau (71)	1.37	1.54	460 (77%)	342 (57%)	34 (6%)	115 (77%)	\$33,468	Prince Tenderfoot (75)	1.13	1.32	636 (76%)	314 (38%)	31 (4%)	173 (68%)	\$23,083
Mari's Book (89)	2.09	1.57	175 (67%)	123 (47%)	14 (5%)	115 (59%)	\$78,433	Princely Native (81)	1.61	1.45	345 (73%)	262 (55%)	28 (6%)	114 (69%)	\$47,162
Marshua's Dancer (78)	1.20	1.42	869 (76%)	612 (54%)	60 (5%)	265 (73%)	\$32,774	Princely Pleasure (81)	1.27	1.24	257 (74%)	183 (53%)	9 (3%)	132 (51%)	\$38,582
Master Derby (82)	1.35	1.45	676 (77%)	471 (53%)	40 (5%)	194 (69%)	\$45,288	Private Account (86)	1.75	1.75	803 (80%)	573 (57%)	68 (7%)	247 (91%)	\$59,935
Master Willie (GB) (87)	1.14	1.59	218 (68%)	138 (43%)	12 (4%)	88 (39%)	\$35,691	Proud Appeal (86)	1.40	1.46	141 (82%)	106 (61%)	15 (9%)	42 (52%)	\$54,393
Meadowlake (92)	1.32	1.70	218 (69%)	150 (47%)	10 (3%)	192 (48%)	\$46,991	Proud Birdie (84)	1.17	1.42	327 (78%)	210 (50%)	17 (4%)	120 (49%)	\$35,381
Medieval Man (84)	1.16	1.42	426 (77%)	304 (55%)	23 (4%)	150 (59%)	\$41,988	Proudest Roman (77)	1.32	1.46	729 (81%)	538 (60%)	43 (5%)	169 (75%)	\$38,064
Mill Reef (79)	1.76	1.67	1024 (81%)	717 (57%)	125 (10%)	173 (88%)	\$50,609	Prove Out (80)	1.24	1.45	329 (74%)	229 (51%)	14 (3%)	104 (58%)	\$33,077
Mining (94)	1.43	1.63	177 (70%)	114 (45%)	9 (4%)	160 (56%)	\$55,252	Quack (80)	1.37	1.64	761 (76%)	538 (54%)	50 (5%)	205 (79%)	\$38,808
Minnesota Mac (73)	1.30	1.45	601 (81%)	440 (59%)	32 (4%)	113 (86%)	\$32,403	Quadrangle (72)	1.54	1.59	785 (81%)	580 (60%)	62 (6%)	138 (87%)	\$40,107
Miswaki (87)	2.03	1.61	856 (79%)	591 (55%)	81 (7%)	372 (63%)	\$80,155	Quadratic (84)	1.23	1.51	372 (81%)	243 (53%)	17 (4%)	107 (50%)	\$42,893
Mr. Leader (76)	1.19	1.41	1659 (80%)	1182 (57%)	95 (5%)	370 (77%)	\$39,057	Rahy (96)	2.76	1.92	163 (72%)	111 (49%)	14 (6%)	181 (46%)	\$71,334
Mr. Prospector (80)	2.17	1.71	2014 (83%)	1460 (60%)	238 (10%)	474 (81%)	\$87,886	Rainy Lake (70)	1.21	1.37	499 (79%)	360 (57%)	42 (7%)	125 (76%)	\$30,469
My Dad George (76)	1.13	1.37	390 (76%)	277 (54%)	17 (3%)	97 (73%)	\$31,326	Raise a Cup (80)	1.47	1.60	685 (83%)	516 (62%)	49 (6%)	178 (75%)	\$47,812
Naevus (90)	1.17	1.33	172 (69%)	114 (46%)	8 (3%)	131 (37%)	\$36,562	Raise a Native (69)	1.51	1.59	2216 (79%)	1570 (56%)	172 (6%)	391 (91%)	\$40,618
Nashua (63)	1.50	1.62	1629 (80%)	1144 (56%)	120 (6%)	267 (88%)	\$29,525	Raja Baba (77)	1.24	1.57	1415 (78%)	1032 (57%)	76 (4%)	252 (90%)	\$45,673
Naskra (80)	1.36	1.50	1142 (80%)	847 (59%)	74 (5%)	265 (83%)	\$47,674	Rajab (84)	1.32	1.76	178 (82%)	140 (65%)	11 (5%)	76 (52%)	\$46,988
Nasty and Bold (85)	1.26	1.52	427 (75%)	320 (56%)	25 (4%)	171 (57%)	\$43,937	Rambunctious (69)	1.30	1.32	555 (80%)	404 (58%)	18 (3%)	131 (68%)	\$33,559
Native Charger (71)	1.52	1.53	1017 (78%)	730 (56%)	72 (6%)	229 (78%)	\$39,729	Rare Performer (88)	1.44	1.44	226 (73%)	162 (52%)	16 (5%)	123 (60%)	\$47,488
Native Royalty (78)	1.18	1.40	855 (76%)	609 (54%)	46 (4%)	218 (72%)	\$32,059	Red Ryder (84)	1.40	1.32	274 (73%)	201 (53%)	21 (6%)	107 (54%)	\$47,335
Never Bend (70)	2.04	1.74	981 (81%)	762 (63%)	113 (9%)	157 (88%)	\$51,545	Regal and Royal (84)	1.40	1.40	330 (76%)	229 (53%)	10 (2%)	114 (50%)	\$49,728

## Top 400 Broodmare Sires by AEI

Sire (First Crop as BMS)	AEI	CI	Starters (% FIs)	Wnrs (% FIs)	SW (% FIs)	Producers (% Fillies)	Avg. Earnings
Relaunch (86)	1.36	1.65	778 (75%)	565 (54%)	50 (5%)	312 (83%)	\$49,200
Restless Native (71)	1.34	1.55	845 (79%)	621 (58%)	46 (4%)	178 (80%)	\$33,478
Reviewer (77)	1.77	1.80	478 (79%)	364 (60%)	43 (7%)	79 (85%)	\$44,093
Rexson (84)	1.20	1.31	178 (77%)	127 (55%)	16 (7%)	57 (58%)	\$36,891
Ribot (62)	1.87	1.70	958 (73%)	669 (51%)	101 (8%)	206 (94%)	\$31,049
Riva Ridge (79)	1.54	1.62	675 (76%)	469 (53%)	48 (5%)	153 (86%)	\$44,135
Riverman (79)	1.79	1.59	1621 (79%)	1058 (52%)	154 (8%)	398 (85%)	\$56,221
Roberto (79)	1.99	1.69	1309 (84%)	912 (58%)	127 (8%)	233 (91%)	\$64,484
Rollicking (79)	1.32	1.38	491 (76%)	380 (59%)	24 (4%)	159 (74%)	\$43,373
Round Table (65)	2.24	1.79	1197 (80%)	874 (59%)	125 (8%)	177 (93%)	\$46,383
Royal and Regal (79)	1.16	1.41	349 (73%)	228 (48%)	23 (5%)	116 (56%)	\$33,601
Run Dusty Run (84)	1.37	1.55	143 (74%)	101 (53%)	9 (5%)	43 (75%)	\$46,462
Run the Gantlet (79)	1.34	1.43	676 (79%)	446 (52%)	44 (5%)	183 (82%)	\$41,544
Ruritania (78)	1.86	1.66	248 (78%)	169 (53%)	19 (6%)	52 (90%)	\$48,784
Sadair (71)	1.30	1.46	611 (81%)	452 (60%)	38 (5%)	150 (75%)	\$31,501
Sadler's Wells (89)	1.74	1.72	866 (78%)	508 (45%)	67 (6%)	414 (49%)	\$65,580
Salem (79)	1.24	1.38	221 (73%)	158 (52%)	13 (4%)	64 (62%)	\$37,559
Saratoga Six (90)	1.55	1.72	445 (77%)	312 (54%)	29 (5%)	185 (60%)	\$63,019
Saros (GB) (86)	1.51	1.57	148 (68%)	92 (42%)	6 (3%)	90 (42%)	\$48,386
Sassafras (FR) (76)	1.38	1.43	841 (73%)	532 (46%)	61 (5%)	222 (74%)	\$40,011
Sauce Boat (84)	1.24	1.44	747 (76%)	535 (55%)	52 (5%)	216 (76%)	\$40,024
Sawbones (86)	1.35	1.32	133 (71%)	101 (54%)	3 (2%)	51 (48%)	\$49,479
Screen King (86)	1.14	1.47	223 (73%)	154 (50%)	9 (3%)	101 (47%)	\$40,015
Search for Gold (79)	1.13	1.28	647 (75%)	456 (53%)	38 (4%)	194 (66%)	\$32,362
Seattle Slew (84)	2.15	1.79	1147 (79%)	814 (56%)	99 (7%)	384 (69%)	\$97,060
Seattle Song (90)	2.26	1.67	254 (75%)	149 (44%)	22 (6%)	136 (76%)	\$77,806
Secretariat (79)	1.80	1.70	1990 (79%)	1342 (54%)	149 (6%)	337 (92%)	\$61,136
Secreto (90)	1.49	1.60	390 (74%)	263 (50%)	25 (5%)	157 (50%)	\$54,093
Seeking the Gold (95)	2.51	2.12	171 (80%)	110 (51%)	16 (7%)	175 (51%)	\$89,444
Sham (79)	1.38	1.56	803 (78%)	561 (55%)	57 (6%)	224 (69%)	\$47,551
Sharpen Up (GB) (78)	1.49	1.54	1223 (78%)	769 (49%)	84 (5%)	284 (86%)	\$40,334
Shelter Half (86)	1.34	1.48	230 (75%)	168 (55%)	13 (4%)	87 (44%)	\$47,038
Shirley Heights (GB) (84)	1.60	1.54	937 (80%)	604 (52%)	105 (9%)	301 (85%)	\$44,315
Silent Screen (76)	1.39	1.48	1423 (78%)	1038 (57%)	103 (6%)	303 (81%)	\$41,522
Silver Deputy (95)	2.28	1.86	93 (74%)	54 (43%)	10 (8%)	133 (36%)	\$66,474
Silver Hawk (88)	1.34	1.77	372 (74%)	233 (46%)	25 (5%)	205 (50%)	\$59,187
Silver Series (83)	1.28	1.56	191 (79%)	133 (55%)	9 (4%)	47 (85%)	\$38,614
Singular (86)	1.37	1.55	148 (70%)	106 (50%)	10 (5%)	70 (38%)	\$50,084
Sinister Purpose (81)	1.13	1.39	190 (75%)	132 (52%)	5 (2%)	66 (74%)	\$30,818
Sir Gaylord (68)	1.64	1.60	1417 (79%)	992 (55%)	116 (6%)	221 (91%)	\$34,350
Sir Ivor (74)	1.74	1.63	1760 (76%)	1194 (52%)	139 (6%)	368 (89%)	\$44,600
Skywalker (93)	1.39	1.68	156 (67%)	107 (46%)	9 (4%)	123 (45%)	\$48,901
Slew o' Gold (90)	1.53	1.74	490 (77%)	325 (51%)	27 (4%)	224 (69%)	\$67,440
Slewpy (89)	1.59	1.54	259 (71%)	191 (53%)	17 (5%)	150 (50%)	\$59,115
Smarten (84)	1.88	1.61	574 (76%)	416 (55%)	45 (6%)	226 (70%)	\$66,683
Snow Sporting (78)	1.90	1.27	181 (65%)	128 (46%)	7 (3%)	65 (61%)	\$39,636
Speak John (69)	1.71	1.56	767 (83%)	571 (62%)	49 (5%)	144 (83%)	\$41,929
Spectacular Bid (86)	1.76	1.67	734 (76%)	517 (54%)	61 (6%)	263 (67%)	\$62,737
Spend a Buck (91)	1.27	1.68	286 (72%)	193 (49%)	14 (4%)	156 (44%)	\$46,734
Spring Double (76)	1.13	1.51	470 (72%)	324 (50%)	22 (3%)	122 (74%)	\$33,062
Stage Door Johnny (74)	1.88	1.66	1094 (76%)	732 (51%)	101 (7%)	250 (84%)	\$47,465
Stalwart (86)	1.19	1.43	415 (73%)	291 (51%)	31 (5%)	210 (55%)	\$41,941
Star Envoy (79)	1.18	1.36	357 (75%)	245 (51%)	16 (3%)	95 (74%)	\$33,644
Steward (70)	1.28	1.43	598 (84%)	439 (61%)	35 (5%)	122 (79%)	\$33,163
Stop the Music (81)	1.44	1.57	1108 (80%)	775 (56%)	78 (6%)	277 (75%)	\$52,199


Sire (First Crop as BMS)	AEI	CI	Starters (% FIs)	Wnrs (% FIs)	SW (% FIs)	Producers (% Fillies)	Avg. Earnings
Storm Bird (87)	1.75	1.69	857 (79%)	581 (53%)	75 (7%)	311 (85%)	\$65,426
Storm Cat (93)	1.96	1.92	334 (75%)	235 (53%)	24 (5%)	253 (50%)	\$85,626
Strawberry Road (AUS) (92)	2.041	1.802	12 (73%)	144 (49%)	20 (7%)	152 (80%)	\$57,986
Stutz Blackhawk (88)	1.18	1.36	210 (74%)	148 (52%)	9 (3%)	101 (38%)	\$40,008
Sunny Clime (84)	1.28	1.38	295 (78%)	234 (62%)	16 (4%)	107 (52%)	\$50,344
Super Concorde (84)	1.31	1.57	536 (77%)	347 (50%)	30 (4%)	137 (75%)	\$41,198
Superbity (85)	1.15	1.41	180 (76%)	120 (51%)	13 (5%)	72 (49%)	\$34,708
T.V.Commercial (77)	1.47	1.43	541 (78%)	419 (60%)	38 (5%)	127 (63%)	\$46,920
T.V.Lark (68)	1.72	1.57	1020 (81%)	784 (63%)	85 (7%)	160 (87%)	\$41,413
Talc (83)	1.28	1.51	360 (75%)	259 (54%)	21 (4%)	150 (61%)	\$50,201
Tarleton Oak (80)	1.28	1.36	134 (74%)	101 (56%)	12 (7%)	34 (69%)	\$41,132
Taylor's Falls (85)	1.52	1.35	239 (73%)	164 (50%)	18 (6%)	98 (65%)	\$51,023
Temperence Hill (87)	1.30	1.49	504 (74%)	358 (52%)	19 (3%)	220 (58%)	\$39,197
Tentam (79)	1.93	1.64	570 (79%)	436 (61%)	53 (7%)	98 (89%)	\$58,794
The Axe II (69)	1.58	1.60	1063 (82%)	786 (61%)	97 (7%)	181 (91%)	\$42,405
The Minstrel (83)	1.57	1.68	1177 (83%)	790 (56%)	101 (7%)	236 (91%)	\$50,255
Theatrical (IRE) (93)	1.53	1.86	216 (67%)	132 (41%)	16 (5%)	190 (45%)	\$51,981
Timeless Moment (81)	1.25	1.53	695 (76%)	460 (50%)	43 (5%)	209 (79%)	\$38,894
Timeless Native (91)	1.19	1.49	139 (71%)	93 (47%)	7 (4%)	83 (49%)	\$46,209
Tom Rolfe (72)	1.85	1.61	1414 (79%)	1006 (57%)	108 (6%)	276 (87%)	\$51,008
Topsider (85)	1.46	1.66	785 (81%)	540 (56%)	51 (5%)	213 (89%)	\$56,317
Torsion (80)	1.17	1.43	584 (77%)	410 (54%)	33 (4%)	171 (61%)	\$36,745
Tri Jet (81)	1.28	1.41	889 (81%)	674 (61%)	52 (5%)	207 (84%)	\$43,883
Tsunami Slew (91)	1.61	1.51	207 (78%)	134 (50%)	16 (6%)	110 (37%)	\$67,613
Tudor Grey (71)	1.13	1.44	778 (77%)	559 (55%)	53 (5%)	160 (81%)	\$28,776
Tunerup (87)	2.02	1.50	207 (72%)	144 (50%)	11 (4%)	108 (47%)	\$54,211
Turkoman (92)	2.24	1.72	201 (76%)	138 (52%)	17 (6%)	143 (45%)	\$78,191
Turn and Count (82)	1.43	1.60	235 (76%)	179 (58%)	13 (4%)	59 (84%)	\$44,364
Turn to Reason (73)	1.19	1.36	428 (75%)	288 (51%)	28 (5%)	110 (64%)	\$31,660
Two Punch (92)	1.27	1.57	161 (70%)	110 (48%)	7 (3%)	142 (37%)	\$42,033
Tyrant (76)	1.21	1.47	538 (74%)	319 (44%)	44 (6%)	166 (67%)	\$29,083
Unconscious (78)	1.28	1.44	328 (74%)	215 (48%)	15 (3%)	92 (60%)	\$35,904
Upper Nile (84)	1.54	1.47	300 (78%)	209 (54%)	26 (7%)	77 (79%)	\$47,865
Vaguely Noble (74)	1.75	1.63	1722 (79%)	1120 (51%)	152 (7%)	352 (92%)	\$46,499
Val de l'Orne (FR) (81)	1.54	1.54	701 (78%)	480 (54%)	54 (6%)	185 (71%)	\$48,066
Valid Appeal (82)	1.72	1.59	955 (80%)	753 (63%)	81 (7%)	322 (78%)	\$65,695
Verbatim (77)	1.34	1.43	1099 (80%)	809 (59%)	65 (5%)	250 (83%)	\$42,112
Vice Regent (78)	2.13	1.62	1276 (79%)	948 (59%)	103 (6%)	307 (85%)	\$77,759
Viceregal (75)	1.85	1.51	779 (73%)	504 (47%)	57 (5%)	174 (83%)	\$76,217
Victoria Park (66)	1.57	1.60	825 (81%)	617 (60%)	80 (8%)	161 (86%)	\$35,553
Vigors (84)	1.41	1.52	575 (77%)	381 (51%)	38 (5%)	198 (73%)	\$54,002
Wavering Monarch (88)	1.97	1.66	290 (73%)	191 (48%)	21 (5%)	161 (52%)	\$69,002
Well Decorated (87)	1.23	1.57	560 (77%)	395 (54%)	38 (5%)	206 (56%)	\$50,656
What a Pleasure (74)	1.21	1.58	1456 (79%)	1052 (57%)	81 (4%)	248 (92%)	\$33,491
Whitesburg (79)	1.51	1.35	437 (78%)	325 (58%)	37 (7%)	131 (61%)	\$46,278
Wig Out (77)	1.27	1.34	226 (74%)	165 (54%)	20 (7%)	69 (72%)	\$36,738
Winning Hit (77)	1.16	1.22	289 (73%)	203 (51%)	12 (3%)	95 (59%)	\$34,267
Wise Exchange (76)	1.15	1.43	424 (73%)	299 (51%)	16 (3%)	120 (71%)	\$31,957
Wolf Power (SAF) (90)	1.50	1.54	247 (73%)	168 (49%)	12 (4%)	156 (41%)	\$52,930
Woodman (92)	1.38	1.77	528 (85%)	306 (49%)	34 (5%)	350 (39%)	\$47,032
World Appeal (91)	1.38	1.50	144 (81%)	107 (60%)	7 (4%)	73 (38%)	\$48,649
Young Emperor (72)	1.33	1.47	561 (74%)	350 (46%)	39 (5%)	160 (71%)	\$27,153
Youth (82)	1.36	1.61	399 (71%)	243 (43%)	30 (5%)	173 (66%)	\$35,889

# Best Broodmares

(Continued from page 1) Her progeny have earned a total of nearly \$3.5 million, so far. Fall Aspen's leading earner was Timber Country. On his way to winning more than \$1.5 million, the son of Woodman became the 1994 champion 2-year-old colt and won the 1995 Preakness Stakes (gr. I).

Juddmonte Farm's homebred **Toussaud** is the best active mare in the United States. The daughter of El Gran Senor, out of Image of Reality (by In Reality), has produced three grade I winners out of six named foals of racing age. Four of her offspring (67%) have won graded stakes and five are

winners with total progeny earnings so far of \$3.9 million. Her leading earner is Chester House, who won the 2000 Arlington Million Stakes (IT) and collected \$1,944,545 in purse money. Chester House now stands at Juddmonte Farms near Lexington.

The following chart is an alphabetical list of the top broodmares. Percentages for each category and the average progeny earnings were based on the number of named foals of racing age (Fls ORA). The column labeled 'Level Won' lists each broodmare's best race. 

## Leading Dams of N. American Graded Stakes Winners

Broodmare	Sire-Dam	Dam's Sire	First Foal	Fls ORA	Rnrs (% Fls)	Wnrs (% Fls)	SW (% Fls)	GSW (% Fls)	G1SW (% Fls)	2yo (% Fls)	3yo (% Fls)	4yo (% Fls)	Level Won	Avg. Prog. Earnings
All My Memories	Little Current-Java Moon	Graustark	1985	11	10 (91%)	9 (82%)	3 (27%)	2 (18%)	1 (9%)	1 (9%)	7 (64%)	5 (45%)	Wnr	\$269,291
Amelia Bearhart	Bold Hour-Myrtlewood Lass	Ribot	1987	11	8 (73%)	8 (73%)	3 (27%)	2 (18%)	2 (18%)	3 (27%)	6 (55%)	3 (27%)	Wnr	\$431,794
Ameriflora	Danzig-Graceful Touch	His Majesty	1994	4	4 (100%)	4 (100%)	2 (50%)	2 (50%)	1 (25%)	4 (100%)	2 (50%)	Unraced	\$1,621,283	
Anne Campbell	Never Bend-Repercussion	Tatan	1978	13	10 (77%)	7 (54%)	3 (23%)	2 (15%)	2 (15%)	6 (46%)	6 (46%)	3 (23%)	SW	\$283,739
Annie Edge (IRE)	Nebbiolo-Friendly Court	Be Friendly (GB)	1987	11	11 (100%)	8 (73%)	6 (55%)	3 (27%)	1 (9%)	4 (36%)	6 (55%)	6 (55%)	G2	\$152,824
Au Printemps	Dancing Champ-Lorgnette II	High Hat (GB)	1985	13	13 (100%)	8 (62%)	3 (23%)	3 (23%)	2 (15%)	3 (23%)	5 (38%)	4 (31%)	SW	\$180,395
Aurora	Danzig-Althea	Alydar	1995	6	4 (67%)	4 (67%)	3 (50%)	2 (33%)	1 (17%)	1 (17%)	3 (50%)	2 (33%)	SW	\$239,737
Aviance (IRE)	Northfields-Minnie Hauk	Sir Ivor	1987	11	9 (82%)	8 (73%)	3 (27%)	2 (18%)	2 (18%)	4 (36%)	7 (64%)	2 (18%)	G1	\$203,083
Awaasif	Snow Knight-Royal Statute	Northern Dancer	1985	12	9 (75%)	7 (58%)	3 (25%)	3 (25%)	1 (8%)	2 (17%)	5 (42%)	3 (25%)	G1	\$90,963
Bali Babe	Drone-Polynesian Charm	What a Pleasure	1984	10	10 (100%)	9 (90%)	3 (30%)	3 (30%)	2 (20%)	4 (40%)	6 (60%)	5 (50%)	Rnr	\$410,658
Beautiful Bid	Baldski-Biddy Big	Palestinian	1988	10	7 (70%)	6 (60%)	3 (30%)	2 (20%)	2 (20%)	3 (30%)	5 (50%)	5 (50%)	Unraced	\$580,314
Bermuda Classic	Double Form-Minnie Tudor	Tudor Melody	1989	10	9 (90%)	4 (40%)	3 (30%)	2 (20%)	1 (10%)	3 (30%)	4 (40%)	3 (30%)	G3	\$114,372
Beware of the Cat	Caveat-T.C. Kitten	Tom Cat	1991	8	7 (88%)	6 (75%)	4 (50%)	2 (25%)	2 (25%)	4 (50%)	4 (50%)	4 (50%)	SW	\$298,912
Bialy	Alydar-Kankakee Miss	Better Bee	1986	8	5 (63%)	5 (63%)	3 (38%)	2 (25%)	1 (13%)	1 (13%)	3 (38%)	5 (63%)	Unraced	\$159,579
Blitzy	Riva Ridge-Lady Pitt	Sword Dancer	1982	14	12 (86%)	12 (86%)	4 (29%)	4 (29%)	3 (21%)	2 (14%)	9 (64%)	10 (71%)	G2	\$219,809
Bonita Francita	Devil's Bag-Raise the Standard	Hoist the Flag	1992	7	7 (100%)	5 (71%)	3 (43%)	2 (29%)	1 (14%)	2 (29%)	4 (57%)	1 (14%)	Wnr	\$97,615
Broadway Joan	Bold Arian-Courtneys Doll	Wakefield Tower	1984	14	10 (71%)	9 (64%)	3 (21%)	2 (14%)	1 (7%)	5 (36%)	7 (50%)	7 (50%)	Unraced	\$261,951
Cadeaux d'Amie	Lyphard-Tananarive (GB)	Le Fabuleux	1989	10	9 (90%)	8 (80%)	4 (40%)	2 (20%)	2 (20%)	5 (50%)	4 (40%)	4 (40%)	Wnr	\$338,534
Call Box (GB)	Caerleon-Cistus (IRE)	Sun Prince (GB)	1992	9	8 (89%)	7 (78%)	3 (33%)	2 (22%)	1 (11%)	4 (44%)	5 (56%)	4 (44%)	Unraced	\$58,552
Captive Island (IRE)	Northfields-Icy More	Ballymore	1988	11	10 (91%)	6 (55%)	3 (27%)	2 (18%)	2 (18%)	1 (9%)	5 (45%)	6 (55%)	G3	\$192,593
Carols Folly	Taylor's Falls-No Trespassing	Bob's Dusty	1991	5	5 (100%)	3 (60%)	2 (40%)	2 (40%)	3 (60%)	3 (60%)	1 (20%)	SW	\$612,838	
Charming Lassie	Seattle Slew-Lassie Dear	Buckpasser	1992	8	7 (88%)	6 (75%)	4 (50%)	3 (38%)	1 (13%)	3 (38%)	4 (50%)	3 (38%)	Wnr	\$473,293
Chispita	Chairman Walker-Fillette	Roi Dagobert	1984	4	3 (75%)	3 (75%)	3 (75%)	3 (75%)	3 (75%)	3 (75%)	3 (75%)	2 (50%)	Wnr	\$118,848
City Fortress (GB)	Troy (GB)-Queen's Castle	Sovereign Path (GB)	1988	8	7 (88%)	4 (50%)	2 (25%)	2 (25%)	2 (25%)	2 (25%)	2 (25%)	3 (38%)	SW	\$692,011
Classy 'n Smart	Smarten-No Class	Nodouble	1987	9	5 (56%)	5 (56%)	4 (44%)	4 (44%)	3 (33%)	1 (11%)	4 (44%)	5 (56%)	SW	\$513,189
Claxton's Slew	Seattle Slew-Nutmeg Native	Raise a Native	1990	9	9 (100%)	6 (67%)	3 (33%)	3 (33%)	1 (11%)	3 (33%)	4 (44%)	5 (56%)	SW	\$390,854
Cocotte (GB)	Troy (GB)-Gay Milly (FR)	Mill Reef	1988	11	8 (73%)	6 (55%)	4 (36%)	3 (27%)	2 (18%)	2 (18%)	6 (55%)	1 (9%)	Wnr	\$603,347
Colour Chart	Mr. Prospector	Halo	1993	7	6 (86%)	4 (57%)	3 (43%)	2 (29%)	1 (14%)	3 (43%)	2 (29%)	3 (43%)	G2	\$167,187
Committed	Hagley-Minstinguette	Boldnesian	1987	9	7 (78%)	7 (78%)	3 (33%)	2 (22%)	1 (11%)	0 (0%)	5 (56%)	7 (78%)	G1	\$214,650
Daltawa (IRE)	Miswaki-Damana (FR)	Crystal Palace	1994	5	4 (80%)	4 (80%)	3 (60%)	2 (40%)	2 (40%)	2 (40%)	2 (40%)	2 (40%)	SW	\$999,840
Dancer's Candy	Noble Dancer (GB)-English Toffee	Sisters Prince	1990	7	6 (86%)	4 (57%)	3 (43%)	2 (29%)	1 (14%)	1 (14%)	4 (57%)	3 (43%)	SW	\$521,934
Darien Miss	Mr. Leader-Gronas	Groton	1991	8	8 (100%)	7 (88%)	3 (38%)	2 (25%)	1 (13%)	2 (25%)	5 (63%)	4 (50%)	G3	\$168,729
De Stael	Nijinsky II-Peace II	Klairon	1988	12	10 (83%)	8 (67%)	4 (33%)	2 (17%)	1 (8%)	1 (8%)	7 (58%)	3 (25%)	Wnr	\$147,263
Desirable (IRE)	Lord Gayle-Balidaress (IRE)	Balidar	1988	9	8 (89%)	6 (67%)	3 (33%)	3 (33%)	1 (11%)	4 (44%)	4 (44%)	4 (44%)	G1	\$370,538
Dokki	Northern Dancer-Alluvial	Buckpasser	1990	9	8 (89%)	5 (56%)	2 (22%)	2 (22%)	2 (22%)	2 (22%)	4 (44%)	3 (33%)	Unraced	\$297,515
Donnegalle	Campero-Draw Back (BRZ)	Quiz	1990	9	7 (78%)	5 (56%)	4 (44%)	3 (33%)	1 (11%)	2 (22%)	2 (22%)	3 (33%)	G2	\$56,711
Don't Sulk	Graustark-Dinner Partner	Tom Fool	1984	11	9 (82%)	8 (73%)	3 (27%)	2 (18%)	1 (9%)	3 (27%)	7 (64%)	3 (27%)	G3	\$65,497
Elegance in Design (IRE)	Habitat-Areola	Kythnos	1991	7	6 (86%)	5 (71%)	3 (43%)	2 (29%)	1 (14%)	2 (29%)	3 (43%)	5 (71%)	SW	\$137,681
Excellent Lady	Smarten-Northern Sea	Northern Dancer	1992	9	7 (78%)	4 (44%)	2 (22%)	2 (22%)	2 (22%)	4 (44%)	2 (22%)	1 (11%)	Wnr	\$370,468
Exing (CHI)	Exceller-Twinkling Danzig	Danzig	1993	4	4 (100%)	4 (100%)	4 (100%)	4 (100%)	2 (50%)	3 (75%)	3 (75%)	3 (75%)	Rnr	\$266,407
Fabuleux Jane	Le Fabuleux-Native Partner	Raise a Native	1980	14	12 (86%)	9 (64%)	3 (21%)	2 (14%)	1 (7%)	2 (14%)	4 (29%)	5 (36%)	G3	\$80,134
Fabulous Native	Le Fabuleux-Alyne Que	Raise a Native	1980	11	10 (91%)	8 (73%)	4 (36%)	3 (27%)	1 (9%)	3 (27%)	6 (55%)	4 (36%)	Rnr	\$151,193
Fall Aspen	Pretense-Change Water	Swaps	1982	14	13 (93%)	12 (86%)	9 (64%)	8 (57%)	4 (29%)	2 (14%)	12 (86%)	4 (29%)	G1	\$247,452
Farrerita	Crivelli-Fiesta (CHI)	Parbury (GB)	1983	7	4 (57%)	4 (57%)	2 (29%)	2 (29%)	2 (29%)	1 (14%)	3 (43%)	3 (43%)	Unraced	\$54,045
Fast Approach	First Landing-Pinny Gray	Palestine (GB)	1974	12	11 (92%)	9 (75%)	3 (25%)	3 (25%)	1 (8%)	1 (8%)	8 (67%)	2 (17%)	Rnr	\$60,792
Final Figure	Super Concorde-Sphere	Round Table	1984	11	10 (91%)	7 (64%)	3 (27%)	2 (18%)	1 (9%)	1 (9%)	5 (45%)	5 (45%)	Rnr	\$113,155
First Approach	Northern Fling-Fast Approach	First Landing	1985	11	9 (82%)	8 (73%)	4 (36%)	2 (18%)	1 (9%)	1 (9%)	4 (36%)	6 (55%)	G1	\$147,726
First Mirage	Riva Ridge-Gray Mirage	Bold Bidder	1986	6	5 (83%)	5 (83%)	3 (50%)	2 (33%)	2 (33%)	3 (50%)	3 (50%)	4 (67%)	Unraced	\$330,630
Flamenco Wave	Desert Wine-Armda Way	Sadair	1990	9	8 (89%)	6 (67%)	5 (56%)	4 (44%)	3 (33%)	4 (44%)	4 (44%)	3 (33%)	G1	\$273,780
Fly for Baby	Arctic Tern-Active Voice	Pretense	1995	5	4 (80%)	4 (80%)	4 (80%)	4 (80%)	3 (60%)	1 (20%)	4 (80%)	3 (60%)	Wnr	\$131,784

## Leading Broodmares (cont.)

Broodmare	Sire-Dam	Dam's Sire	First Foal	Fls ORA	Rnrs (% Fls)	Wnrs (% Fls)	SW (% Fls)	GSW (% Fls)	G1SW (% Fls)	2yo (% Fls)	3yo (% Fls)	4yo (% Fls)	Level Won	Avg. Prog. Earnings
Flying Heat	Private Account-Turn Down the Heat	Key to the Mint	1989	8	8 (100%)	8 (100%)	3 (38%)	3 (38%)	1 (13%)	2 (25%)	7 (88%)	3 (38%)	SW	\$232,891
Friendly Circle	Round Table-Really Trying	Reneged	1977	12	11 (92%)	8 (67%)	3 (25%)	2 (17%)	1 (8%)	3 (25%)	7 (58%)	4 (33%)	G3	\$113,874
Fruition	Rheingold-Welsh Flame (GB)	Welsh Pageant (FR)	1983	15	13 (87%)	6 (40%)	4 (27%)	3 (20%)	1 (7%)	2 (13%)	5 (33%)	4 (27%)	Rnr	\$143,093
Glorious Song	Halo-Ballade	Herbager	1983	13	10 (77%)	8 (62%)	3 (23%)	3 (23%)	1 (8%)	3 (23%)	6 (46%)	7 (54%)	G1	\$505,842
Glowing Tribute	Graustark-Admiring	Hail to Reason	1980	11	10 (91%)	9 (82%)	7 (64%)	6 (55%)	2 (18%)	4 (36%)	8 (73%)	5 (45%)	G2	\$414,586
Hasili (IRE)	Kahyasi-Kerali (GB)	High Line (GB)	1996	4	4 (100%)	4 (100%)	3 (75%)	2 (50%)	1 (25%)	3 (75%)	3 (75%)	2 (50%)	SW	\$634,677
Homewrecker	Buckaroo-Execution	The Axe II	1988	10	8 (80%)	6 (60%)	4 (40%)	3 (30%)	1 (10%)	2 (20%)	6 (60%)	5 (50%)	Rnr	\$214,196
Honor an Offer	Hoist the Flag-Bridget o' Brick	Mr. Brick	1979	13	12 (92%)	11 (85%)	3 (23%)	2 (15%)	2 (15%)	7 (54%)	9 (69%)	4 (31%)	Unraced	\$221,266
Hunt's Lark	Knightly Dawn-Lark O'War	Cohoes	1980	10	10 (100%)	7 (70%)	5 (50%)	3 (30%)	1 (10%)	3 (30%)	3 (30%)	5 (50%)	Rnr	\$186,642
Imaflash	Reviewer-I'm all Ready	Amerigo	1980	11	10 (91%)	9 (82%)	3 (27%)	3 (27%)	1 (9%)	1 (9%)	6 (55%)	4 (36%)	Wnr	\$85,427
In Jubilation	Isgala-I'm a Pleasure	What a Pleasure	1983	12	11 (92%)	10 (83%)	3 (25%)	2 (17%)	1 (8%)	3 (25%)	6 (50%)	6 (50%)	Wnr	\$74,176
In Neon	Ack Ack-Shamara	Dewan	1989	7	7 (100%)	6 (86%)	3 (43%)	3 (43%)	2 (29%)	2 (29%)	6 (86%)	3 (43%)	SW	\$689,005
Intentional Move	Tentam-Lunar Dancer	Northern Dancer	1985	9	7 (78%)	5 (56%)	3 (33%)	2 (22%)	1 (11%)	2 (22%)	3 (33%)	5 (56%)	Wnr	\$166,597
Island Kitty	Hawaii-T. C. Kitten	Tom Cat	1982	13	12 (92%)	9 (69%)	4 (31%)	3 (23%)	2 (15%)	6 (46%)	5 (38%)	4 (31%)	Wnr	\$157,274
Jealous Appeal	Valid Appeal-Jealous Cat	Cougar II	1988	9	7 (78%)	7 (78%)	4 (44%)	2 (22%)	1 (11%)	4 (44%)	7 (78%)	5 (56%)	Wnr	\$280,268
Joy Valley (BRZ)	Ghadeer (FR)-Belle Valley	Mogambo (URU)	1994	5	3 (60%)	3 (60%)	3 (60%)	2 (40%)	2 (40%)	2 (40%)	3 (60%)	1 (20%)	SW	\$360,798
Kanmary (FR)	Kenmare (FR)-Djallybrook	Djakao	1989	10	10 (100%)	6 (60%)	3 (30%)	2 (20%)	2 (20%)	3 (30%)	2 (20%)	2 (20%)	G3	\$210,803
Key Witness	Key to the Mint-Summer Guest	Native Charger	1988	7	6 (86%)	5 (71%)	2 (29%)	2 (29%)	2 (29%)	2 (29%)	4 (57%)	3 (43%)	Wnr	\$242,217
La Chaposa (PER)	Ups-Belinda	Nyangal	1986	12	10 (83%)	8 (67%)	2 (17%)	2 (17%)	2 (17%)	6 (50%)	3 (25%)	7 (58%)	G1	\$158,316
La Perruca (ARG)	Kasteel (FR)-Miss Nelly Blye	Crazy Kid	1990	6	3 (50%)	3 (50%)	2 (33%)	2 (33%)	2 (33%)	2 (33%)	3 (50%)	3 (50%)	Unraced	\$84,392
Lady Blackfoot (IRE)	Prince Tenderfoot-Indian Graduate	Chieftain	1984	15	9 (60%)	7 (47%)	4 (27%)	3 (20%)	1 (7%)	2 (13%)	4 (27%)	6 (40%)	SW	\$179,093
Lady Vixen	Sir Ivor-T. V. Vixen	T. V. Lark	1992	7	7 (100%)	3 (43%)	2 (29%)	2 (29%)	2 (29%)	1 (14%)	3 (43%)	2 (29%)	Rnr	\$176,066
Lady Winborne	Secretariat-Priceless Gem	Hail to Reason	1981	15	13 (87%)	13 (87%)	5 (33%)	4 (27%)	2 (13%)	5 (33%)	9 (60%)	10 (67%)	Wnr	\$237,230
Laughing Look	Damascus-Laughter	Bold Ruler	1990	7	5 (71%)	4 (57%)	3 (43%)	2 (29%)	1 (14%)	3 (43%)	4 (57%)	2 (29%)	Unraced	\$437,478
Likely Split	Little Current-Caterina II	Princely Gift (GB)	1983	8	8 (100%)	5 (63%)	2 (25%)	2 (25%)	2 (25%)	3 (38%)	3 (38%)	4 (50%)	Rnr	\$79,812
Lilac Garden	Roberto-Balletomane	Nijinsky II	1991	9	4 (44%)	3 (33%)	3 (33%)	2 (22%)	2 (22%)	1 (11%)	3 (33%)	1 (11%)	Wnr	\$467,278
Loon (FR)	Kaldoun (FR)-La Java (FR)	Rapace	1989	9	7 (78%)	6 (67%)	3 (33%)	2 (22%)	1 (11%)	3 (33%)	5 (56%)	5 (56%)	SW	\$251,482
Loving Cup	Big Spruce-Seductive II	Shantung (FR)	1983	13	10 (77%)	10 (77%)	3 (23%)	2 (15%)	2 (15%)	2 (15%)	6 (46%)	8 (62%)	Rnr	\$104,277
Mandera	Vaguely Noble-Foolish One	Tom Fool	1976	13	11 (85%)	11 (85%)	3 (23%)	2 (15%)	1 (8%)	0 (0%)	8 (62%)	8 (62%)	G3	\$110,925
Martinova	Martinmas-Pavlova	Fidalgo (GB)	1983	11	10 (91%)	8 (73%)	3 (27%)	2 (18%)	1 (9%)	2 (18%)	4 (36%)	7 (64%)	G3	\$85,858
Maytide	Naskra-Melody Tree	High Tribute	1981	13	10 (77%)	8 (62%)	3 (23%)	2 (15%)	1 (8%)	2 (15%)	8 (62%)	5 (38%)	SW	\$148,308
Meteor Stage	Stage Door Johnny-Northern Meteor	Northern Dancer	1986	12	10 (83%)	8 (67%)	4 (33%)	4 (33%)	1 (8%)	4 (33%)	6 (50%)	4 (33%)	Rnr	\$157,321
Mira Monte (GB)	Baillamont-Mirea	The Minstrel	1994	4	3 (75%)	3 (75%)	3 (75%)	2 (50%)	1 (25%)	1 (25%)	3 (75%)	3 (75%)	Wnr	\$161,027
Misty Moon (BRZ)	Baronius (BRZ)-Fashion Dancer	Dancer's Image	1993	6	6 (100%)	4 (67%)	2 (33%)	2 (33%)	2 (33%)	1 (17%)	4 (67%)	2 (33%)	Wnr	\$87,293
Most Precious	Nureyev-Miss Summer (IRE)	Luthier (FR)	1990	9	7 (78%)	4 (44%)	4 (44%)	3 (33%)	1 (11%)	2 (22%)	3 (33%)	4 (44%)	SW	\$165,747
My Turbulent Miss	My Dad George-Turbulent Miss	Petare	1981	15	14 (93%)	13 (87%)	6 (40%)	3 (20%)	1 (7%)	6 (40%)	13 (87%)	9 (60%)	Unraced	\$341,735
No Class	Nodouble-Classy Quillo	Outing Class	1980	8	7 (88%)	7 (88%)	6 (75%)	4 (50%)	2 (25%)	3 (38%)	4 (50%)	6 (75%)	Wnr	\$801,093
North Of Eden (IRE)	Northfields-Tree of Knowledge (IRE)	Sassafras (FR)	1988	10	9 (90%)	7 (70%)	4 (40%)	3 (30%)	3 (30%)	3 (30%)	4 (40%)	6 (60%)	Rnr	\$636,422
Northern Sunset (IRE)	Northfields-Moss Greine	Ballymoss	1982	13	12 (92%)	11 (85%)	4 (31%)	4 (31%)	1 (8%)	5 (38%)	9 (69%)	6 (46%)	Wnr	\$437,986
Nosey (IRE)	Nebbiolo-Little Cynthia (GB)	Wolver Hollow (GB)	1988	7	7 (100%)	6 (86%)	3 (43%)	2 (29%)	1 (14%)	4 (57%)	3 (43%)	3 (43%)	Wnr	\$134,791
Number	Nijinsky II-Special	Forli	1985	11	10 (91%)	9 (82%)	3 (27%)	3 (27%)	1 (9%)	4 (36%)	5 (45%)	5 (45%)	G2	\$100,435
Nuryette	Nureyev-Stellarette	Tentam	1990	9	7 (78%)	7 (78%)	3 (33%)	2 (22%)	1 (11%)	3 (33%)	4 (44%)	5 (56%)	Unraced	\$217,631
Oh What a Dance	Nijinsky II-Biltey	Riva Ridge	1991	7	4 (57%)	4 (57%)	2 (29%)	2 (29%)	2 (29%)	3 (43%)	3 (43%)	1 (14%)	Unraced	\$336,758
On to Royalty	On to Glory-Royal Ties	Distinctive	1991	7	4 (57%)	3 (43%)	2 (29%)	2 (29%)	2 (29%)	2 (29%)	2 (29%)	2 (29%)	G2	\$333,505
Or Vision	Irish River (FR)-Luv Luvin'	Raise a Native	1988	11	10 (91%)	9 (82%)	3 (27%)	3 (27%)	3 (27%)	3 (27%)	8 (73%)	6 (55%)	SW	\$161,732
Orientadora	Pepenador-Omitida	Merchant Venturer (GB)	1988	9	9 (100%)	7 (78%)	3 (33%)	3 (33%)	2 (22%)	1 (11%)	5 (56%)	5 (56%)	Unraced	\$88,320
Passing Mood	Buckpasser-Cool Mood	Northern Dancer	1983	9	7 (78%)	6 (67%)	5 (56%)	2 (22%)	1 (11%)	5 (56%)	6 (67%)	4 (44%)	SW	\$584,808
Pat Us	Caucasus-Patelin	Cornish Prince	1986	13	11 (85%)	10 (77%)	4 (31%)	2 (15%)	1 (8%)	2 (15%)	6 (46%)	7 (54%)	Rnr	\$89,562
Paty Game	Saratoga Game-Pachotada	Naguilan	1990	6	6 (100%)	3 (50%)	3 (50%)	3 (50%)	2 (33%)	2 (33%)	2 (33%)	2 (33%)	Unraced	\$264,464
Personal Ensign	Private Account-Grecian Banner	Hoist the Flag	1990	7	6 (86%)	6 (86%)	3 (43%)	3 (43%)	3 (43%)	5 (71%)	4 (57%)	4 (57%)	G1	\$504,306
Play All Day	Steady Growth-Playful Spirit	Bold Hour	1995	6	6 (100%)	4 (67%)	3 (50%)	2 (33%)	1 (17%)	2 (33%)	2 (33%)	1 (17%)	SW	\$108,423
Primal Force	Blushing Groom (FR)-Prime Prospect	Mr. Prospector	1993	6	4 (67%)	3 (50%)	2 (33%)	2 (33%)	2 (33%)	2 (33%)	3 (50%)	3 (50%)	Wnr	\$1,047,120
Princess Alydar	Alydar-Sunny Morning	Amber Morn	1985	12	11 (92%)	10 (83%)	3 (25%)	2 (17%)	1 (8%)	4 (33%)	8 (67%)	6 (50%)	Rnr	\$115,941
Prodigious (FR)	Pharly-Vichy	Restless Native	1986	10	9 (90%)	8 (80%)	3 (30%)	2 (20%)	1 (10%)	0 (0%)	4 (40%)	7 (70%)	Wnr	\$183,440
Proscopors Delite	Mr. Prospector-Up the Flagpole	Hoist the Flag	1994	5	5 (100%)	5 (100%)	5 (100%)	2 (40%)	1 (20%)	2 (40%)	5 (100%)	4 (80%)	G1	\$461,481
Pure Profit	Key to the Mint-Clear Ceiling	Bold Ruler	1988	9	8 (89%)	7 (78%)	3 (33%)	2 (22%)	2 (22%)	3 (33%)	7 (78%)	5 (56%)	Wnr	\$377,124
Rascal Rascal	Ack Ack-Savage Bunny	Never Bend	1985	11	10 (91%)	8 (73%)	4 (36%)	3 (27%)	1 (9%)	6 (55%)	6 (55%)	3 (27%)	SW	\$196,193
Razyana	His Majesty-Spring Adieu	Buckpasser	1986	11	9 (82%)	8 (73%)	5 (45%)	4 (36%)	1 (9%)	5 (45%)	5 (45%)	5 (45%)	Rnr	\$131,465
Regal Realm	Majestic Prince-Clear Copy	Copy Chief	1985	11	9 (82%)	8 (73%)	4 (36%)	2 (18%)	1 (9%)	2 (18%)	7 (64%)	5 (45%)	Unraced	\$150,850
Rensaler	Stop the Music-Round the Rosie	Cornish Prince	1985	13	11 (85%)	11 (85%)	5 (38%)	3 (23%)	1 (8%)	5 (38%)	7 (54%)	7 (54%)	Wnr	\$178,715
Seaside Attraction	Seattle Slew-Kamar	Key to the Mint	1992	5	5 (100%)	5 (100%)	4 (80%)	4 (80%)	2 (40%)	5 (100%)	4 (80%)	1 (20%)	G1	\$393,323
Shared Interest	Pleasant Colony-Surgery	Dr. Fager	1996	4	3 (75%)	3 (75%)	2 (50%)	2 (50%)	2 (50%)	1 (25%)	3 (75%)	0 (0%)	G1	\$386,349
Slightly Dangerous	Roberto-Where You Lead	Raise a Native	1984	13	11 (85%)	10 (77%)	5 (38%)	4 (31%)	3 (23%)	5 (38%)	10 (77%)	3 (23%)	G3	\$340,062
Social Lesson	Forum-Cherry Red	Eurasian	1981	11	8 (73%)	8 (73%)	3 (27%)	3 (27%)	2 (18%)	5 (45%)	4 (36%)	5 (45%)	Wnr	\$195,000
Somebody Noble	Vaguely Noble-Coccinea	Jaipur	1985	13	10 (77%)	6 (46%)	3 (23%)	2 (15%)	1 (8%)	1 (8%)	4 (31%)	4 (31%)	Unraced	\$62,860
Sonada (CHI)	Quick Decision-Siempre Arriba	Scelto	1992	8	8 (100%)	6 (75%)	2 (25%)	2 (25%)	2 (25%)	4 (50%)	6 (75%)	4 (50%)	Wnr	\$373,740
Speaking of Sweets	Elocutionist-Rolltsweets	Beau Busher	1984	11	9 (82%)	7 (64%)	2 (18%)	2 (18%)	2 (18%)	2 (18%)	7 (64%)	3 (27%)	Wnr	\$91,432
Spirit of Eagles	Beau's Eagle-Big Spirit	Big Spruce	1993	7	7 (100%)	6 (86%)	2 (29%)	2 (29%)	2 (29%)	2 (29%)	6 (86%)	3 (43%)	Wnr	\$380,401
Star Gem	Pia Star-Soonerland	Fleet Nasrullah	1987	7	7 (100%)	7 (100%)	3 (43%)	3 (43%)	2 (29%)	2 (29%)	5 (71%)	5 (71%)	Wnr	\$488,589
Sultry Sun	Buckfinder-Sunny Dame	Damascus	1986	12	8 (67%)	6 (50%)	3 (25%)	3 (25%)	2 (17%)	0 (0%)	6 (50%)	3 (25%)	G2	\$298,882

## Leading Broodmares (cont.)

Broodmare	Sire-Dam	Dam's Sire	First Foal	Fls ORA	Rnrs (% Fls)	Wnrs (% Fls)	SW (% Fls)	GSW (% Fls)	G1SW (% Fls)	2yo (% Fls)	3yo (% Fls)	4yo (% Fls)	Level Won	Avg. Prog. Earnings
Suntrap	Roberto-Sunny Bay	Northern Bay	1990	6	6 (100%)	4 (67%)	2 (33%)	2 (33%)	2 (33%)	2 (33%)	2 (33%)	3 (50%)	Wnr	\$352,016
Talking Picture	Speak John-Poster Girl	Nasrullah	1976	15	13 (87%)	10 (67%)	5 (33%)	3 (20%)	1 (7%)	5 (33%)	6 (40%)	5 (33%)	G1	\$51,984
Tea House (IRE)	Sassafras (FR)-House Tie (IRE)	Be Friendly (GB)	1985	11	9 (82%)	9 (82%)	4 (36%)	2 (18%)	1 (9%)	6 (55%)	7 (64%)	4 (36%)	SW	\$140,227
Tenderly Calling	Always Gallant-Connero	Bolero	1986	5	5 (100%)	5 (100%)	2 (40%)	2 (40%)	2 (40%)	4 (80%)	4 (80%)	4 (80%)	Rnr	\$245,420
Toussaud	El Gran Senor-Image of Reality	In Reality	1995	6	6 (100%)	5 (83%)	4 (67%)	4 (67%)	3 (50%)	4 (67%)	3 (50%)	3 (50%)	G1	\$650,286
Turk O Witz	Stop the Music-Chateaucreek	Chateaugay	1984	14	10 (71%)	9 (64%)	4 (29%)	2 (14%)	2 (14%)	3 (21%)	7 (50%)	7 (50%)	Wnr	\$189,682
Twitchet	Roberto-Processional	Reviewer	1985	12	12 (100%)	10 (83%)	3 (25%)	3 (25%)	1 (8%)	3 (25%)	7 (58%)	5 (42%)	Rnr	\$205,438
Up the Flagpole	Hoist the Flag-The Garden Club	Herbager	1984	10	10 (100%)	10 (100%)	7 (70%)	4 (40%)	3 (30%)	5 (50%)	9 (90%)	5 (50%)	G2	\$261,250
Vadlava	Bikala-Vadsa	Halo	1989	11	8 (73%)	8 (73%)	3 (27%)	2 (18%)	1 (9%)	2 (18%)	7 (64%)	5 (45%)	Wnr	\$139,618
Val Divine	Val de Loir-Pola Bella	Darius II	1976	12	11 (92%)	9 (75%)	5 (42%)	4 (33%)	2 (17%)	1 (8%)	9 (75%)	5 (42%)	Wnr	\$130,001
Valid Offer	Val de l'Orne (FR)-Gleam II	Spy Well	1984	13	11 (85%)	9 (69%)	3 (23%)	2 (15%)	1 (8%)	2 (15%)	6 (46%)	9 (69%)	Wnr	\$80,281
Vana Turns	Wavering Monarch -The Wheel Turns	Big Burn	1992	8	7 (88%)	4 (50%)	3 (38%)	2 (25%)	1 (13%)	2 (25%)	4 (50%)	3 (38%)	SW	\$194,888
Weekend Surprise	Secretariat-Lassie Dear	Buckpasser	1987	13	12 (92%)	8 (62%)	3 (23%)	3 (23%)	2 (15%)	6 (46%)	6 (46%)	3 (23%)	G3	\$416,857
Wicked Witchcraft	Good Behaving-Surrogate	Yatasto	1986	10	9 (90%)	5 (50%)	3 (30%)	2 (20%)	1 (10%)	0 (0%)	4 (40%)	3 (30%)	SW	\$191,305
Wild Applause	Northern Dancer-Glowing Tribute	Graustark	1986	11	10 (91%)	9 (82%)	4 (36%)	4 (36%)	1 (9%)	5 (45%)	6 (55%)	3 (27%)	G2	\$121,777
Willamae	Tentam-Raclette	Hoist the Flag	1985	14	10 (71%)	7 (50%)	3 (21%)	2 (14%)	2 (14%)	2 (14%)	7 (50%)	3 (21%)	SW	\$184,548
Wings of Grace	Key to the Mint-Far Beyond	Nijinsky II	1983	15	10 (67%)	7 (47%)	2 (13%)	2 (13%)	2 (13%)	3 (20%)	7 (47%)	6 (40%)	G3	\$157,753
Yarn	Mr. Prospector-Narrate	Honest Pleasure	1993	5	5 (100%)	5 (100%)	3 (60%)	2 (40%)	1 (20%)	2 (40%)	3 (60%)	2 (40%)	Wnr	\$155,745
Young Flyer	Flying Paster-Youthful Lady	Youth	1991	6	6 (100%)	5 (83%)	2 (33%)	2 (33%)	2 (33%)	2 (33%)	5 (83%)	4 (67%)	SW	\$205,325

### Weanling/Yearling Sales Update

## TWEENLINGS COMPLETE THE PICTURE

In order to paint a more complete picture of what weanlings are worth, *TBH MarketWatch* has compiled the following chart that combines 2002 weanling sale averages with the average prices for "short yearlings" sold in January and February mixed sales.

*MarketWatch* doesn't combine the sales results for recently turned yearlings with a sire's yearling average because these "tweenlings" are more like weanlings in physical development. The 2003 yearling sales information has been divided into two charts. One chart lists only stallions whose first crop of foals sold last year. The second chart includes all stallions that had at least two yearlings sell during the winter sales.

Each chart lists the number of yearlings offered and sold for each sire. The columns listing the median, average, colt average, and filly average, combine the yearlings sale statistics with the weanling sales from last year. (See the Dec. 26 issue of *MarketWatch* for sale statistics of 2002 weanlings only.)

Weanlings are considered profitable if they sold for two times their 2001 stud fee plus a \$5,000 estimated cost for raising the foal and getting it to a sale. Weanlings that don't meet their reserve prices are considered unprofitable. Return on Investment (ROI) is based on the same formula as profitability and reflects how much the net price exceeded the costs. Both profitability and ROI account for sales commissions.

### First-Crop Sires of Yearlings (at least two yearlings sold in 2003)

Sire	03 Yrlgs Offered	03 Yrlgs Sold	No. Offered	No. Sold	02-03 High	02-03 Low	02-03 Median	02-03 Average	Colt Avg. (No. Sold)	Filly Avg. (No. Sold)	2001 Stud Fee	Profitable (%)	Wnlg. ROI
Anees	2	2	10	7	\$160,000	\$11,500	\$35,000	\$50,786	\$57,333 (6)	\$11,500 (1)	\$15,000	2 (20%)	39%
Bernstein	4	2	7	5	\$40,000	\$1,000	\$19,000	\$16,800	\$2,500 (2)	\$26,333 (3)	\$10,000	1 (14%)	-36%
Best of Luck	5	4	8	6	\$6,500	\$1,200	\$3,500	\$3,533	\$4,000 (5)	\$1,200 (1)	\$4,500	0 (0%)	-76%
Cape Canaveral	2	2	9	7	\$47,000	\$2,000	\$20,000	\$21,571	\$20,667 (3)	\$22,250 (4)	\$10,000	2 (22%)	-18%
Chester House	2	2	8	8	\$170,000	\$10,000	\$82,500	\$95,625	\$112,500 (6)	\$45,000 (2)	\$25,000	7 (88%)	66%
Chief Seattle	2	2	12	11	\$115,000	\$7,000	\$17,000	\$39,864	\$44,900 (5)	\$35,667 (6)	\$10,000	5 (42%)	52%
Commendable	2	2	13	10	\$60,000	\$12,000	\$23,500	\$26,500	\$26,667 (6)	\$26,250 (4)	\$15,000	1 (8%)	-28%
Commitisize	3	2	3	2	\$1,500	\$1,200	\$1,350	\$1,350	\$1,350 (2)		\$4,500	0 (0%)	-91%
Dance Master	3	2	7	6	\$20,000	\$5,000	\$9,250	\$11,283	\$9,940 (5)	\$18,000 (1)	\$3,500	2 (29%)	-11%
Golden Missile	4	4	9	9	\$70,000	\$19,000	\$45,000	\$40,889	\$39,000 (3)	\$41,833 (6)	\$30,000	1 (11%)	-40%
High Yield	5	5	16	13	\$290,000	\$2,800	\$70,000	\$106,446	\$164,400 (5)	\$70,225 (8)	\$35,000	5 (31%)	36%
K One King	5	5	7	6	\$21,000	\$1,600	\$4,350	\$6,350	\$13,000 (2)	\$3,025 (4)	\$6,500	1 (14%)	-66%
Mighty	4	4	5	5	\$7,500	\$1,100	\$4,700	\$3,900	\$4,433 (3)	\$3,100 (2)	\$5,000	0 (0%)	-75%
More Than Ready	4	4	14	12	\$180,000	\$5,000	\$42,500	\$60,750	\$53,375 (8)	\$75,500 (4)	\$25,000	4 (29%)	5%
Precise End	2	2	4	4	\$70,000	\$30,000	\$31,000	\$40,500	\$50,000 (2)	\$31,000 (2)	\$6,000	4 (100%)	126%
Royal Anthem	4	2	15	10	\$99,720	\$1,700	\$9,250	\$25,892	\$38,487 (6)	\$7,000 (4)	\$10,000	4 (27%)	-1%
Running Stag	2	2	5	5	\$35,000	\$3,500	\$10,000	\$13,100	\$12,000 (1)	\$13,375 (4)	\$7,500	1 (20%)	-38%
Six Below	11	11	12	12	\$9,000	\$441	\$1,500	\$2,495	\$2,367 (6)	\$2,624 (6)	\$2,000	0 (0%)	-74%
Stephen Got Even	3	2	13	12	\$150,000	\$5,000	\$45,000	\$55,667	\$69,600 (5)	\$45,714 (7)	\$20,000	6 (46%)	18%

### First-Crop Sires of Yearlings

Sire	03 Yrlgs Offered	03 Yrlgs Sold	No. Offered	No. Sold	02-03 High	02-03 Low	02-03 Median	02-03 Average	Colt Avg. (No. Sold)	Filly Avg. (No. Sold)	2001 Stud Fee	Profitable (%)	Wnlg. ROI
Straight Man	10	6	22	16	\$80,000	\$1,500	\$21,000	\$25,759	\$22,315 (10)	\$31,500 (6)	\$5,000	11 (50%)	63%
Successful Appeal	4	3	9	8	\$40,000	\$4,200	\$9,000	\$14,113	\$17,367 (6)	\$4,350 (2)	\$5,000	3 (33%)	-11%
Sweetsouthern saint	6	5	8	6	\$40,000	\$5,000	\$22,500	\$21,417	\$36,500 (2)	\$13,875 (4)	\$2,500	4 (50%)	103%
The Deputy (IRE)	5	4	18	15	\$27,000	\$1,000	\$3,000	\$6,333	\$6,792 (12)	\$4,500 (3)	\$7,500	1 (6%)	-70%
Tiger Ridge	7	6	15	13	\$45,000	\$5,000	\$16,000	\$20,846	\$22,000 (4)	\$20,333 (9)	\$5,000	8 (53%)	32%
Unbridled Jet	5	5	12	11	\$24,000	\$500	\$2,200	\$4,927	\$2,640 (5)	\$6,833 (6)	\$7,500	1 (8%)	-77%
Untutttable	2	2	3	3	\$57,000	\$8,000	\$52,000	\$39,000	\$54,500 (2)	\$8,000 (1)	\$2,500	2 (67%)	271%
Vicar	4	3	14	10	\$125,000	\$4,200	\$18,500	\$31,920	\$25,600 (2)	\$33,500 (8)	\$10,000	4 (29%)	22%
Yankee Victor	3	3	18	16	\$320,000	\$7,000	\$56,000	\$71,438	\$92,667 (9)	\$44,143 (7)	\$15,000	11 (61%)	95%

### Weanling/Yearling Statistics (at least two yearlings sold in 2003)

Sire	03 Yrlgs Offered	03 Yrlgs Sold	No. Offered	No. Sold	High	Low	Median	Average	Colt Avg. (No. Sold)	Filly Avg. (No. Sold)	02-03 Avg. (No. Sold)	2001 Fee	Profitable (%)	Wnlg. ROI
Accelerator	4	2	7	5	\$33,000	\$2,200	\$5,000	\$13,520	\$21,000 (3)	\$2,300 (2)	\$9,936 (33)	\$5,000	2 (29%)	-14%
Allen's Prospect	3	3	17	11	\$32,000	\$1,100	\$14,000	\$13,718	\$16,238 (8)	\$7,000 (3)	\$28,610 (20)	\$12,500	1 (6%)	-57%
Allied Forces	2	2	4	3	\$1,900	\$1,100	\$1,200	\$1,400	\$1,400 (3)	0	\$12,664 (9)	\$3,500	0	-89%
Alphabet Soup	6	5	12	10	\$25,000	\$2,200	\$3,500	\$8,240	\$8,840 (5)	\$7,640 (5)	\$17,074 (32)	\$30,000	0	-88%
American Chance	5	4	7	6	\$25,000	\$4,500	\$9,000	\$11,250	\$5,500 (1)	\$12,400 (5)	\$24,218 (24)	\$12,500	0	-64%
Announce	2	2	2	2	\$2,500	\$1,500	\$2,000	\$2,000	\$1,500 (1)	\$2,500 (1)	\$7,522 (27)	\$6,500	0	-89%
Appealing Skier	4	3	7	6	\$5,000	\$1,500	\$3,000	\$3,067	\$2,600 (4)	\$4,000 (2)	\$15,480 (15)	\$4,000	0	-78%
Artax	6	5	14	11	\$90,000	\$6,200	\$45,000	\$43,291	\$67,500 (2)	\$37,911 (9)	\$74,771 (24)	\$30,000	2 (14%)	-36%
Banker's Gold	2	2	10	9	\$77,000	\$4,200	\$19,000	\$26,522	\$24,783 (6)	\$30,000 (3)	\$34,968 (29)	\$15,000	2 (20%)	-28%
Bartok (IRE)	6	6	8	7	\$32,000	\$5,500	\$14,000	\$14,743	\$17,800 (5)	\$7,100 (2)	0	\$4,000	4 (50%)	8%
Belong to Me	3	3	10	8	\$120,000	\$3,700	\$19,000	\$36,838	\$14,850 (2)	\$44,167 (6)	\$119,245 (40)	\$40,000	1 (10%)	-59%
Bianconi	3	3	8	6	\$40,000	\$1,100	\$2,350	\$8,550	\$2,367 (3)	\$14,733 (3)	\$17,225 (38)	\$10,000	1 (13%)	-67%
Bon Point (GB)	2	2	4	4	\$5,200	\$600	\$1,450	\$2,175	\$2,700 (3)	\$600 (1)	\$3,190 (10)	\$4,000	0	-84%
Bugatti Reef (IRE)	3	3	5	5	\$3,500	\$900	\$3,000	\$2,520	\$2,650 (4)	\$2,000 (1)	0	\$2,500	0	-76%
Cape Town	2	2	14	12	\$70,000	\$9,500	\$17,250	\$23,833	\$23,214 (7)	\$24,700 (5)	\$33,124 (39)	\$10,000	3 (21%)	-9%
Capote	2	2	2	2	\$75,000	\$8,500	\$41,750	\$41,750	\$8,500 (1)	\$75,000 (1)	\$118,630 (23)	\$40,000	0	-53%
Captain Bodgit	2	2	10	8	\$9,500	\$600	\$4,500	\$4,538	\$4,300 (4)	\$4,775 (4)	\$7,172 (25)	\$10,000	0	-83%
Catrail	2	2	4	4	\$17,000	\$5,000	\$13,500	\$12,250	\$11,000 (2)	\$13,500 (2)	\$13,024 (3)	\$7,500	0	-42%
Cee's Tizzy	2	2	7	6	\$18,000	\$1,700	\$5,750	\$7,450	\$6,740 (5)	\$11,000 (1)	\$21,935 (17)	\$15,000	0	-80%
Charismatic	7	6	16	12	\$400,000	\$4,000	\$20,500	\$53,000	\$77,667 (6)	\$28,333 (6)	\$68,621 (39)	\$35,000	1 (6%)	-33%
Comic Strip	6	2	17	12	\$40,000	\$1,200	\$3,350	\$8,350	\$4,050 (4)	\$10,500 (8)	\$35,738 (18)	\$7,500	1 (6%)	-60%
Crafty Friend	11	7	22	12	\$34,000	\$1,000	\$4,750	\$9,392	\$9,613 (8)	\$8,950 (4)	\$16,177 (44)	\$7,500	3 (14%)	-55%
Cryptoclearance	6	5	12	10	\$30,000	\$2,200	\$6,000	\$9,240	\$13,067 (3)	\$7,600 (7)	\$24,491 (34)	\$20,000	0	-80%
Cutlass Fax	2	2	2	2	\$7,500	\$1,400	\$4,450	\$4,450	\$4,450 (2)	0	\$2,000 (1)	\$1,000	1 (50%)	-40%
Dance Floor	3	2	6	3	\$3,200	\$1,600	\$2,400	\$2,400	\$2,000 (2)	\$3,200 (1)	\$7,200 (10)	\$3,500	0	-81%
Devil His Due	3	3	12	12	\$26,000	\$2,000	\$9,750	\$11,917	\$10,200 (5)	\$13,143 (7)	\$11,280 (15)	\$10,000	0	-55%
Devon Lane	2	2	3	2	\$4,200	\$1,900	\$3,050	\$3,050	\$4,200 (1)	\$1,900 (1)	\$15,577 (13)	\$2,000	0	-68%
Distinctive Cat	4	4	7	7	\$8,000	\$1,300	\$3,500	\$3,586	\$5,167 (3)	\$2,400 (4)	\$8,586 (22)	\$3,500	0	-72%
Distorted Humor	6	3	17	13	\$210,000	\$14,000	\$32,000	\$62,154	\$75,500 (6)	\$50,714 (7)	\$37,730 (27)	\$12,500	7 (41%)	98%
Double Honor	3	3	4	3	\$2,200	\$1,500	\$2,000	\$1,900	0	\$1,900 (3)	\$9,233 (15)	\$5,000	0	-88%
Dr. Giggles	2	2	2	2	\$8,000	\$1,600	\$4,800	\$4,800	\$1,600 (1)	\$8,000 (1)	\$4,000 (1)	\$1,000	1 (50%)	-35%
Eltish	7	5	8	6	\$25,000	\$3,500	\$8,750	\$10,917	\$3,500 (1)	\$12,400 (5)	\$15,529 (7)	\$3,500	2 (25%)	-14%
Elusive Quality	3	3	9	6	\$110,000	\$30,000	\$45,000	\$55,833	\$76,500 (2)	\$45,500 (4)	\$80,898 (57)	\$10,000	6 (67%)	113%
Epic Honor	3	3	4	4	\$7,000	\$1,000	\$1,700	\$2,850	\$1,700 (2)	\$4,000 (2)	\$3,250 (8)	\$2,000	0	-70%
Expelled	4	2	7	5	\$15,000	\$1,100	\$4,000	\$5,820	\$9,500 (2)	\$3,367 (3)	\$14,872 (23)	\$6,500	0	-69%
Exploit	6	5	13	11	\$135,000	\$14,000	\$55,000	\$69,818	\$74,000 (5)	\$66,333 (6)	\$137,797 (53)	\$30,000	4 (31%)	3%
Fabulous Frolic	12	11	14	12	\$8,000	\$1,000	\$2,500	\$3,042	\$1,625 (4)	\$3,750 (8)	\$10,000 (7)	\$2,500	0	-71%
Family Calling	6	5	18	15	\$29,000	\$1,100	\$5,000	\$6,400	\$7,775 (8)	\$4,829 (7)	\$7,625 (28)	\$5,000	1 (6%)	-59%
Favorite Trick	5	5	9	8	\$25,000	\$4,000	\$17,000	\$15,250	\$17,000 (4)	\$13,500 (4)	\$21,845 (33)	\$30,000	0	-78%
Fly So Free	3	3	8	7	\$45,000	\$2,000	\$4,500	\$10,029	\$18,333 (3)	\$3,800 (4)	\$19,808 (12)	\$7,500	1 (13%)	-52%
Forestry	2	2	7	6	\$230,000	\$70,000	\$100,000	\$122,500	\$125,000 (3)	\$120,000 (3)	\$248,766 (32)	\$50,000	3 (43%)	11%
Formal Dinner	4	3	7	4	\$23,000	\$6,500	\$14,000	\$14,375	\$6,500 (1)	\$17,000 (3)	\$15,786 (14)	\$7,500	1 (14%)	-32%
Formal Gold	6	2	8	4	\$23,000	\$2,200	\$12,500	\$12,550	\$17,000 (2)	\$8,100 (2)	\$34,679 (31)	\$15,000	0	-66%
Fortunate Prospect	2	2	4	4	\$22,000	\$5,200	\$15,000	\$14,300	\$16,000 (2)	\$12,600 (2)	\$2,975 (8)	\$7,500	1 (25%)	-32%
Friendly Lover	8	6	13	11	\$13,000	\$1,000	\$5,000	\$5,609	\$6,817 (6)	\$4,160 (5)	\$7,344 (18)	\$10,000	0	-79%
Gentlemen (ARG)	5	5	6	6	\$27,000	\$1,000	\$10,000	\$11,617	\$11,940 (5)	\$10,000 (1)	\$28,981 (27)	\$30,000	0	-83%
Ghazi	2	2	2	2	\$1,600	\$1,200	\$1,400	\$1,400	0	\$1,400 (2)	\$8,480 (15)	\$5,000	0	-91%

## Weanling/Yearling Statistics

Sire	03 Yrlgs. Offered	03 Yrlgs. Sold	No. Offered	No. Sold	High	Low	Median	Average	Colt Avg. (No. Sold)	Filly Avg. (No. Sold)	02-03 Avg. (No. Sold)	2001 Fee	Profitable Wnlg. (%)	ROI
Gilded Time	4	4	17	16	\$70,000	\$1,800	\$27,500	\$32,081	\$33,331 (13)	\$26,667 (3)	\$32,248 (21)	\$20,000	5 (29%)	-32%
Glitterman	2	2	8	8	\$57,000	\$4,500	\$19,500	\$24,688	\$22,125 (4)	\$27,250 (4)	\$37,190 (24)	\$15,000	2 (25%)	-33%
Go for Gin	2	2	5	5	\$25,000	\$6,000	\$10,000	\$12,800	\$14,500 (4)	\$6,000 (1)	\$16,417 (6)	\$12,500	0	-59%
Gold Case	6	5	13	11	\$15,500	\$1,000	\$4,000	\$6,664	\$2,900 (1)	\$7,040 (10)	\$15,432 (19)	\$5,000	0	-58%
Gold Fever	4	4	11	11	\$35,000	\$2,700	\$12,000	\$13,690	\$10,578 (5)	\$16,283 (6)	\$19,315 (46)	\$20,000	0	-71%
Golden Gear	5	4	5	4	\$5,500	\$600	\$2,350	\$2,700	\$1,767 (3)	\$5,500 (1)	\$10,786 (13)	\$6,000	0	-85%
Grand Slam	5	4	15	13	\$370,000	\$12,500	\$42,000	\$73,885	\$156,667 (3)	\$49,050 (10)	\$126,993 (69)	\$30,000	3 (20%)	9%
Halo's Image	6	3	7	4	\$28,000	\$2,500	\$14,500	\$14,875	\$14,500 (2)	\$15,250 (2)	\$22,242 (12)	\$5,000	2 (29%)	-6%
Holy Bull	3	2	12	10	\$115,000	\$6,000	\$31,000	\$35,500	\$35,400 (5)	\$35,600 (5)	\$31,950 (20)	\$25,000	1 (8%)	-38%
Honor Grades	8	7	20	17	\$23,000	\$3,000	\$9,000	\$11,159	\$13,018 (11)	\$7,750 (6)	\$32,121 (43)	\$15,000	0	-70%
Honour and Glory	5	5	14	12	\$180,000	\$1,000	\$53,500	\$59,100	\$68,525 (8)	\$40,250 (4)	\$78,174 (38)	\$40,000	2 (14%)	-34%
Horse Chestnut (SAF)	3	3	11	8	\$50,000	\$5,000	\$20,000	\$22,875	\$14,250 (4)	\$31,500 (4)	\$73,735 (20)	\$10,000	4 (36%)	-13%
In Excess (IRE)	3	3	3	3	\$12,000	\$6,000	\$6,500	\$8,167	\$12,000 (1)	\$6,250 (2)	\$39,600 (15)	\$25,000	0	-86%
Indian Charlie	5	3	13	9	\$60,000	\$3,200	\$15,000	\$22,411	\$18,140 (5)	\$27,750 (4)	\$36,288 (41)	\$10,000	2 (15%)	-14%
Islefaxyou	2	2	2	2	\$3,000	\$1,200	\$2,100	\$2,100	\$1,200 (1)	\$3,000 (1)	\$3,208 (6)	\$5,000	0	-87%
Jambalaya Jazz	4	4	4	4	\$9,000	\$1,700	\$3,500	\$4,425	\$5,233 (3)	\$2,000 (1)	\$5,330 (10)	\$3,500	0	-65%
Jules	2	2	8	8	\$42,000	\$1,000	\$3,500	\$8,338	\$12,500 (4)	\$4,175 (4)	\$6,618 (11)	\$6,000	1 (13%)	-53%
Kipper Kelly	4	4	5	5	\$10,000	\$2,200	\$3,000	\$4,240	\$4,550 (4)	\$3,000 (1)	\$8,511 (9)	\$3,500	0	-66%
Knockadon	4	4	7	7	\$5,200	\$500	\$3,100	\$3,329	\$2,820 (5)	\$4,600 (2)	\$6,500 (1)	\$2,000	0	-65%
Langfuhr	8	5	24	19	\$50,000	\$5,500	\$16,000	\$21,421	\$17,313 (8)	\$24,409 (11)	\$21,065 (30)	\$20,000	1 (4%)	-55%
Lear Fan	4	3	9	5	\$22,000	\$10,000	\$15,000	\$15,600	\$16,500 (4)	\$12,000 (1)	\$61,304 (11)	\$25,000	0	-73%
Lil's Lad	5	2	9	5	\$19,000	\$3,700	\$13,000	\$11,140	\$16,000 (2)	\$7,900 (3)	\$17,704 (34)	\$10,000	0	-58%
Limit Out	4	3	4	3	\$4,700	\$1,400	\$2,100	\$2,733	\$3,050 (2)	\$2,100 (1)	\$4,000 (4)	\$3,500	0	-78%
Line In The Sand	7	6	10	9	\$5,500	\$1,100	\$1,700	\$2,467	\$3,080 (5)	\$1,700 (4)	\$4,274 (19)	\$5,000	0	-84%
Lit de Justice	2	2	4	4	\$18,000	\$3,000	\$7,600	\$9,050	\$3,000 (1)	\$11,067 (3)	\$5,993 (24)	\$20,000	0	-81%
Lite the Fuse	6	5	12	8	\$55,000	\$2,500	\$7,750	\$16,938	\$17,000 (4)	\$16,875 (4)	\$10,759 (17)	\$7,500	2 (17%)	-19%
Lord Avie	2	2	3	3	\$10,000	\$2,804	\$4,000	\$5,601	\$5,601 (3)	0	\$19,110 (2)	\$10,000	0	-79%
Lord Carson	5	5	16	13	\$82,000	\$5,200	\$13,000	\$21,669	\$25,500 (7)	\$17,200 (6)	\$24,732 (19)	\$12,500	3 (19%)	-31%
Louis Quatorze	9	5	23	15	\$41,000	\$600	\$11,500	\$12,553	\$16,500 (6)	\$9,922 (9)	\$25,524 (38)	\$10,000	2 (9%)	-52%
Lucky Lionel	10	10	17	15	\$13,000	\$1,300	\$4,500	\$5,140	\$5,560 (5)	\$4,930 (10)	\$11,021 (18)	\$2,500	1 (6%)	-51%
Luhuk	3	3	8	7	\$26,000	\$1,200	\$5,000	\$9,300	\$11,980 (5)	\$2,600 (2)	0	\$10,000	0	-65%
Lure	2	2	2	2	\$11,500	\$6,000	\$8,750	\$8,750	\$6,000 (1)	\$11,500 (1)	\$46,995 (4)	\$15,000	0	-76%
Maria's Mon	5	5	16	14	\$72,000	\$3,000	\$32,500	\$36,643	\$43,500 (6)	\$31,500 (8)	\$72,561 (41)	\$12,500	7 (44%)	17%
Marquetry	5	5	11	10	\$215,000	\$1,200	\$23,500	\$43,570	\$34,750 (4)	\$49,450 (6)	\$32,603 (25)	\$15,000	2 (18%)	19%
Mazel Trick	3	2	23	13	\$105,000	\$7,000	\$40,000	\$45,308	\$51,375 (8)	\$35,600 (5)	\$79,024 (50)	\$15,000	10 (43%)	24%
Meadowlake	2	2	7	6	\$130,000	\$15,000	\$67,500	\$67,500	\$46,667 (3)	\$88,333 (3)	\$43,890 (21)	\$25,000	3 (43%)	17%
Memo (CHI)	8	8	9	9	\$19,000	\$1,300	\$8,500	\$9,033	\$12,250 (4)	\$6,460 (5)	\$21,318 (11)	\$5,000	1 (11%)	-43%
Metfield	2	2	2	2	\$13,000	\$3,500	\$8,250	\$8,250	\$8,250 (2)	0	\$2,467 (3)	\$5,000	0	-48%
Miesque's Son	4	3	8	6	\$7,000	\$1,100	\$2,750	\$3,633	\$3,633 (6)	0	\$7,163 (16)	\$10,000	0	-86%
Military	2	2	9	8	\$9,500	\$1,000	\$3,500	\$4,225	\$3,200 (4)	\$5,250 (4)	\$8,902 (13)	\$7,500	0	-80%
Miner's Mark	4	3	5	4	\$3,700	\$1,200	\$2,100	\$2,275	\$1,800 (3)	\$3,700 (1)	\$7,350 (8)	\$7,500	0	-89%
Mister Jolie	3	3	7	5	\$15,000	\$2,700	\$11,000	\$9,040	0	\$9,040 (5)	\$7,242 (19)	\$5,000	0	-43%
Mongol Warrior	3	3	3	3	\$1,500	\$1,000	\$1,200	\$1,233	\$1,500 (1)	\$1,100 (2)	\$3,750 (2)	\$3,000	0	-89%
Moscow Ballet	3	3	5	4	\$4,000	\$1,000	\$2,450	\$2,475	\$2,450 (2)	\$2,500 (2)	\$4,725 (4)	\$3,000	0	-79%
Mr. Greeley	4	4	11	11	\$230,000	\$19,000	\$62,000	\$83,182	\$61,000 (4)	\$95,857 (7)	\$78,543 (23)	\$15,000	10 (91%)	127%
Mt. Livermore	2	2	5	4	\$92,000	\$30,000	\$62,500	\$61,750	\$30,000 (1)	\$72,333 (3)	\$118,106 (26)	\$50,000	0	-44%
Mud Route	2	2	3	3	\$9,500	\$1,200	\$2,000	\$4,233	0	\$4,233 (3)	\$10,240 (5)	\$5,000	0	-73%
Mutakddim	2	2	4	4	\$15,000	\$4,282	\$6,250	\$7,945	\$6,250 (2)	\$9,641 (2)	\$12,256 (10)	\$5,000	0	-49%
Northern Afleet	3	3	5	5	\$19,000	\$3,200	\$10,000	\$11,240	\$6,000 (1)	\$12,550 (4)	\$65,000 (3)	\$5,000	2 (40%)	-29%
Numerous	3	2	3	2	\$21,000	\$2,000	\$11,500	\$11,500	\$11,500 (2)	0	\$8,069 (16)	\$7,500	1 (33%)	-45%
Old Trieste	5	5	13	13	\$120,000	\$14,000	\$35,000	\$46,538	\$39,500 (8)	\$57,800 (5)	\$110,907 (32)	\$25,000	4 (31%)	-19%
Olympio	4	4	4	4	\$30,000	\$2,000	\$16,600	\$16,300	\$21,067 (3)	\$2,000 (1)	\$10,120 (10)	\$8,500	2 (50%)	-30%
Open Forum	10	8	15	12	\$7,500	\$1,200	\$4,350	\$4,133	\$3,400 (6)	\$4,867 (6)	\$20,429 (21)	\$6,000	0	-77%
Peaks and Valleys	3	2	15	12	\$65,000	\$2,200	\$11,500	\$15,767	\$25,375 (4)	\$10,963 (8)	\$29,997 (21)	\$10,000	1 (7%)	-40%
Phone Trick	4	4	10	9	\$50,000	\$5,000	\$15,000	\$19,444	\$20,250 (4)	\$18,800 (5)	\$44,441 (26)	\$30,000	0	-71%
Pine Bluff	2	2	8	7	\$35,000	\$4,000	\$23,000	\$21,357	\$20,833 (3)	\$21,750 (4)	\$22,909 (11)	\$15,000	0	-42%
Pleasant Tap	4	3	15	13	\$60,000	\$1,700	\$10,000	\$13,415	\$11,300 (5)	\$14,738 (8)	\$20,974 (35)	\$25,000	1 (7%)	-77%
Prospect Bay	5	2	7	4	\$2,000	\$600	\$1,600	\$1,450	\$1,450 (4)	0	\$7,774 (21)	\$2,500	0	-86%
Pyramid Peak	3	2	6	4	\$2,500	\$1,400	\$2,050	\$2,000	\$1,650 (2)	\$2,350 (2)	\$8,308 (24)	\$5,000	0	-87%
Quaker Ridge	6	4	7	5	\$12,000	\$1,300	\$9,700	\$7,040	\$7,100 (2)	\$7,000 (3)	\$31,700 (6)	\$3,000	1 (14%)	-39%
Quarry	2	2	2	2	\$4,200	\$1,100	\$2,650	\$2,650	\$2,650 (2)	0	\$2,263 (2)	\$2,000	0	-72%

## Weanling/Yearling Statistics

Sire	03 Yrlgs. Offered	03 Yrlgs. Sold	No. Offered	No. Sold	High	Low	Median	Average	Colt Avg. (No. Sold)	Filly Avg. (No. Sold)	02-03 Avg. (No. Sold)	2001 Fee	Profitable Wnlg. (%)	ROI
Repriced	2	2	7	5	\$6,000	\$1,500	\$2,000	\$3,200	\$5,250 (2)	\$1,833 (3)	\$9,881 (5)	\$7,500	0	-85%
Roar	4	3	7	6	\$30,000	\$2,500	\$6,500	\$10,667	\$6,500 (2)	\$12,750 (4)	\$21,720 (30)	\$12,500	0	-66%
Robyn Dancer	5	2	7	3	\$8,500	\$2,000	\$2,500	\$4,333	\$2,500 (1)	\$5,250 (2)	\$3,540 (5)	\$4,000	0	-68%
Rubiano	3	3	7	6	\$28,000	\$5,000	\$18,500	\$17,333	\$19,000 (3)	\$15,667 (3)	\$23,822 (10)	\$10,000	2 (29%)	-34%
Sahm	4	2	5	3	\$15,000	\$3,000	\$4,000	\$7,333	\$9,500 (2)	\$3,000 (1)	\$11,861 (18)	\$7,500	0	-65%
Salt Lake	3	2	12	10	\$45,000	\$7,000	\$29,500	\$27,300	\$13,500 (2)	\$30,750 (8)	\$43,344 (32)	\$20,000	0	-42%
Sandpit (BRZ)	3	2	3	2	\$5,000	\$3,700	\$4,350	\$4,350	\$5,000 (1)	\$3,700 (1)	\$9,210 (12)	\$7,500	0	-79%
Score Quick	4	2	4	2	\$1,200	\$1,000	\$1,100	\$1,100	0	\$1,100 (2)	\$1,850 (2)	\$5,000	0	-93%
Sea Salute	3	2	3	2	\$2,100	\$1,600	\$1,850	\$1,850	\$1,850 (2)	0	\$27,000 (3)	\$5,000	0	-88%
Semoran	3	2	5	4	\$15,000	\$3,500	\$7,750	\$8,500	\$6,750 (2)	\$10,250 (2)	\$3,636 (9)	\$5,000	0	-46%
Silver Charm	4	4	14	12	\$300,000	\$12,000	\$25,000	\$60,583	\$73,667 (6)	\$47,500 (6)	\$83,063 (40)	\$25,000	4 (29%)	5%
Silver Deputy	2	2	3	3	\$185,000	\$80,000	\$135,000	\$133,333	\$132,500 (2)	\$135,000 (1)	\$133,194 (34)	\$75,000	1 (33%)	-18%
Siphon (BRZ)	5	4	14	11	\$70,000	\$3,700	\$27,000	\$30,427	\$36,243 (7)	\$20,250 (4)	\$75,041 (44)	\$20,000	3 (21%)	-35%
Sir Cat	4	4	9	9	\$42,000	\$1,500	\$8,000	\$12,078	\$9,800 (5)	\$14,925 (4)	\$11,192 (37)	\$7,500	2 (22%)	-43%
Skip Away	5	5	14	14	\$40,000	\$3,500	\$9,000	\$15,121	\$11,867 (6)	\$17,563 (8)	\$19,151 (50)	\$30,000	0	-78%
Skywalker	2	2	8	6	\$26,000	\$8,500	\$17,500	\$17,250	\$20,750 (4)	\$10,250 (2)	\$22,675 (8)	\$7,500	3 (38%)	-18%
Slew Gin Fizz	4	3	11	8	\$23,000	\$2,200	\$13,500	\$12,363	\$10,975 (4)	\$13,750 (4)	0	\$5,000	2 (18%)	-22%
Smart Strike	5	4	12	10	\$30,000	\$1,700	\$8,000	\$11,420	\$13,625 (4)	\$9,950 (6)	\$58,516 (18)	\$30,000	0	-83%
Smoke Glacken	5	4	13	8	\$35,000	\$7,000	\$28,000	\$24,813	\$28,333 (3)	\$22,700 (5)	\$37,682 (28)	\$10,000	4 (31%)	-5%
Smokester	2	2	2	2	\$37,000	\$4,000	\$20,500	\$20,500	\$20,500 (2)	0	\$11,292 (41)	\$10,000	1 (50%)	-22%
Storm Boot	4	3	13	10	\$60,000	\$6,500	\$31,396	\$31,829	\$26,698 (4)	\$35,250 (6)	\$41,920 (42)	\$15,000	3 (23%)	-13%
Storm Creek	5	4	9	6	\$30,000	\$2,200	\$14,750	\$16,617	\$8,850 (2)	\$20,500 (4)	\$19,630 (20)	\$25,000	0	-71%
Storm of Angels	2	2	3	2	\$10,000	\$1,400	\$5,700	\$5,700	\$5,700 (2)	0	\$8,010 (10)	\$2,500	0	-46%
Stormin Fever	5	4	18	13	\$100,000	\$4,500	\$32,000	\$34,269	\$39,571 (7)	\$28,083 (6)	\$70,385 (39)	\$15,000	6 (33%)	-7%
Stormy Atlantic	7	5	13	10	\$47,000	\$2,000	\$11,500	\$18,250	\$22,500 (4)	\$15,417 (6)	\$13,552 (23)	\$6,000	4 (31%)	2%
Stravinsky	4	3	13	11	\$180,000	\$6,000	\$45,000	\$50,634	\$53,886 (9)	\$36,000 (2)	\$81,237 (65)	\$35,000	1 (8%)	-36%
Suave Prospect	2	2	2	2	\$1,500	\$1,100	\$1,300	\$1,300	\$1,300 (2)	0	\$1,655 (11)	\$2,500	0	-88%
Subordination	3	3	9	9	\$8,200	\$900	\$4,700	\$4,833	\$5,060 (5)	\$4,550 (4)	\$14,045 (15)	\$10,000	0	-82%
Suggest	2	2	2	2	\$2,500	\$1,100	\$1,800	\$1,800	\$2,500 (1)	\$1,100 (1)	\$1,000 (1)	\$2,500	0	-83%
Swain (IRE)	2	2	7	3	\$20,000	\$1,200	\$13,000	\$11,400	\$20,000 (1)	\$7,100 (2)	\$86,341 (26)	\$35,000	0	-85%
Swiss Yodeler	8	7	18	16	\$70,000	\$3,200	\$10,000	\$16,663	\$16,290 (10)	\$17,283 (6)	\$26,238 (13)	\$3,000	7 (39%)	44%
Sword Dance (IRE)	4	4	14	10	\$95,000	\$1,800	\$13,750	\$21,430	\$12,900 (5)	\$29,960 (5)	\$18,185 (13)	\$15,000	1 (7%)	-42%
Tactical Advantage	3	2	10	6	\$36,000	\$2,200	\$18,500	\$17,617	\$13,925 (4)	\$25,000 (2)	\$30,428 (18)	\$12,500	1 (10%)	-44%
Tactical Cat	3	3	13	12	\$47,000	\$1,200	\$21,000	\$20,950	\$21,714 (7)	\$19,880 (5)	\$60,816 (45)	\$12,500	3 (23%)	-33%
Tale of the Cat	2	2	16	12	\$165,000	\$11,000	\$46,000	\$70,417	\$73,571 (7)	\$66,000 (5)	\$80,626 (63)	\$30,000	5 (31%)	3%
Thunder Gulch	6	4	29	20	\$375,000	\$9,500	\$52,500	\$92,375	\$83,000 (12)	\$106,438 (8)	\$177,041 (19)	\$75,000	3 (10%)	-43%
Tomorrows Cat	2	2	5	5	\$20,000	\$3,200	\$13,000	\$11,640	\$8,100 (2)	\$14,000 (3)	\$17,624 (46)	\$10,000	0	-56%
Tour d'Or	2	2	3	3	\$14,000	\$4,000	\$10,000	\$9,333	\$14,000 (1)	\$7,000 (2)	\$23,571 (7)	\$10,000	0	-65%
Trail City	4	4	10	10	\$10,000	\$1,000	\$1,850	\$2,910	\$3,400 (6)	\$2,175 (4)	\$4,200 (10)	\$3,500	0	-77%
Tree	5	5	5	5	\$800	\$500	\$500	\$600	\$800 (1)	\$550 (4)	0	\$1,500	0	-93%
Tychonic (GB)	4	4	4	4	\$2,000	\$1,000	\$1,150	\$1,325	\$1,400 (3)	\$1,100 (1)	\$3,560 (5)	\$3,500	0	-90%
Unaccounted For	3	2	6	5	\$15,000	\$500	\$2,200	\$4,980	\$6,100 (4)	\$500 (1)	\$9,800 (22)	\$7,500	0	-76%
Valid Wager	2	2	3	3	\$35,000	\$2,500	\$12,000	\$16,500	\$35,000 (1)	\$7,250 (2)	\$43,588 (14)	\$7,500	1 (33%)	-21%
Vaudeville	2	2	3	2	\$4,500	\$2,500	\$3,500	\$3,500	0	\$3,500 (2)	\$4,992 (13)	\$5,000	0	-78%
Victory Gallop	4	4	11	9	\$52,000	\$5,500	\$20,000	\$23,167	\$27,083 (6)	\$15,333 (3)	\$49,936 (42)	\$25,000	0	-60%
Victory Speech	6	5	7	6	\$9,500	\$1,000	\$2,250	\$4,167	\$3,250 (4)	\$6,000 (2)	\$6,168 (15)	\$7,500	0	-80%
Wavering Monarch	2	2	5	4	\$6,000	\$2,700	\$4,350	\$4,350	\$4,350 (4)	0	\$13,640 (5)	\$5,000	0	-72%
Wekiva Springs	2	2	5	4	\$11,000	\$1,700	\$5,000	\$5,675	\$5,000 (2)	\$6,350 (2)	\$8,210 (30)	\$10,000	0	-78%
Western Fame	4	4	7	6	\$27,000	\$1,000	\$3,700	\$7,850	\$12,900 (3)	\$2,800 (3)	\$13,385 (13)	\$3,500	1 (14%)	-38%
Wild Escapade	4	3	5	4	\$2,200	\$1,100	\$1,500	\$1,575	\$1,450 (2)	\$1,700 (2)	\$6,344 (9)	\$3,500	0	-88%
Wild Wonder	5	2	13	9	\$12,500	\$2,000	\$2,700	\$4,856	\$4,440 (5)	\$5,375 (4)	\$8,400 (12)	\$4,500	0	-67%
Wild Zone	3	2	12	11	\$6,000	\$800	\$3,000	\$3,382	\$3,217 (6)	\$3,580 (5)	\$17,410 (20)	\$5,000	0	-79%
Will's Way	3	2	7	5	\$26,000	\$700	\$7,500	\$10,940	\$7,067 (3)	\$16,750 (2)	\$17,323 (13)	\$7,500	1 (14%)	-48%
You and I	3	3	10	9	\$26,000	\$6,700	\$12,000	\$14,411	\$15,540 (5)	\$13,000 (4)	\$23,889 (9)	\$7,500	2 (20%)	-31%
Zamindar	4	2	17	13	\$75,000	\$1,000	\$29,000	\$27,631	\$33,040 (5)	\$24,250 (8)	0	\$5,000	9 (53%)	76%

## APRIL FORECAST IS PARTLY CLOUDY

Keeneland's 2-year-olds in training sale April 15 can expect mixed results if the country's first three premier juvenile sales are reliable indicators. On the positive side, there appears to be no shortage of money for the cream of the crop. Ocala Breeders' Sales set a company record at Calder Race Course Feb. 4 when a striking son of Montbrook sold for \$1.2 million to international agent Demi O'Byrne. A month later a flashy Sea of Secrets colt set a world record when diamond miner Charles Fipke paid \$2.7 million for him at the Barretts March 2-year-olds in training sale

### Keeneland April Pinhooking Results

Year	Offered	RNA (%)	Sold (%)	Profitable (%)	Unprofitable (%)	Yrlg. Avg.	2yo. Avg.	ROR
2002	81	33 (41%)	48 (59%)	37 (46%)	11 (14%)	\$83,198	\$218,104	123.5%
2001	88	35 (40%)	53 (60%)	40 (45%)	13 (15%)	\$89,636	\$186,038	78.3%
2000	114	41 (36%)	73 (64%)	50 (44%)	23 (20%)	\$100,132	\$162,055	47.1%

in Southern California. Gross sales at Barretts also rose 11.7%.

Then there is the downside. Keeneland should brace for a high number of RNAs because it has a 5.2% larger catalogue than last year's and a clear correlation exists between catalogue size and buy-back rates. The OBS Calder sale had a 29.5% buy-

back rate with 5.1% fewer horses offered, and Fasig-Tipton's Calder sale had a 43.5% buy-back rate and 3.1% fewer horses. Barretts increased its catalogue 17.8%, and the buy-back rate spiked to 48.5%.

The overall rate of return for pinhooks should continue to be good, however. The average price of catalogued sale prospects that were previously sold as yearlings is down 11.5% to \$77,814 from \$87,982 in 2002. The median price for these yearlings is down 7.1% to \$65,000 from \$70,000. Of the 261 catalogued, 235 passed through a previous auction as yearlings and 151 were sold.

Florida's Niall Brennan has the largest consignment of yearling to juvenile pinhook prospects with 21. His priciest entry is a \$185,000 daughter of Cozzene that

was bought at the Keeneland September yearling sale. She is the fifth hip number from the end. The most expensive pinhook prospects are a colt by Seeking the Gold, being sold by agent Maurice Miller III, and a son of Comic Strip, being sold by Allen Jenkins' H.T. Stable. Each sold for \$250,000 as yearlings.

### Keeneland April Pinhook Prospects

Hip #	Sex	Sire-Dam	Previous Sale	Price	Buyer
1	F	Stormin Fever-La Chatte	02KEESEP	(\$47,000)	Brereton C. Jones
1	F	Stormin Fever-La Chatte	02FTKCOCT	\$40,000	Team Dynamite
2	C	Grand Slam-La Cumbre (GB)	02KEESEP	\$37,000	Paul Sharp, agent
3	F	Victory Gallop-Lady Blockbuster	02KEESEP	(\$72,000)	Robert Berger & James Ballard
4	F	Deputy Commander-Lady Dyna	02FTKJUL	(\$15,000)	Rolling Hills Farm
6	C	Theatrical (IRE)-Lady Shirl	02KEESEP	(\$140,000)	Dell Ridge Farm
8	C	El Prado (IRE)-La Gueriere	02WIMBRN	\$67,000	J. Roger Jones
9	C	Tactical Cat-Learning the Ropes	02FTKJUL	(\$52,000)	Linda L. Ramsey
9	C	Tactical Cat-Learning the Ropes	02FTKCOCT	\$60,000	Work Bloodstock
10	C	Touch Gold-Legendary Princess	02KEESEP	\$25,000	Anthony Goswell, agent
11	C	Horse Chestnut (SAF)-Lenient	02KEESEP	\$100,000	White Horse Stable
12	F	Red Ransom-L'Extra Honor	02KEESEP	(\$85,000)	Gaines-Gentry T'breeds
13	F	Lil's Lad-Limestone Landing	02KEESEP	\$35,000	Cam Allard
16	F	Maria's Mon-Little by Little	02KEESEP	(\$20,000)	Dr. & Mrs. R. Smiser West
18	C	Awesome Again-Lucinda	02KEESEP	\$95,000	William B. Harrigan
19	C	Mr. Greeley-Magical Meadow	02KEESEP	\$80,000	Ken Anderson
20	C	Coronado's Quest-Mainly	02KEESEP	(\$22,000)	Gulf Coast Farms Bldstk
20	C	Coronado's Quest-Mainly	02FTKCOCT	\$70,000	William C. Schettline
21	F	Forest Wildcat-Malley	02KEESEP	\$40,000	Ken Ellenberg
22	C	Stormin Fever-Mama Hawk	01KEENOV	\$55,000	Blandford Bloodstock
22	C	Stormin Fever-Mama Hawk	02KEESEP	\$125,000	D & B Ventures
23	F	Exploit-Maple Lake	02KEESEP	\$95,000	Mike Ryan, agent
24	C	Alphabet Soup-Marablu Beauty	01OBSOCT	\$17,000	Third Street Partners
24	C	Alphabet Soup-Marablu Beauty	02OBSAUG	(\$27,000)	Glen Ridge Farm
25	F	Boston Harbor-Maremaid	01KEENOV	\$19,000	Wiley Davis
25	F	Boston Harbor-Maremaid	02KEESEP	\$30,000	Winston Heslop
26	C	Red Ransom-Masake	02KEESEP	(\$70,000)	Foxfield
27	C	Nureyev-Meritorious	02KEESEP	\$25,000	Prairie Star Racing
28	C	Deputy Minister-Meter Maid	02KEEJUL	\$80,000	R. Alex Rankin

Hip #	Sex	Sire-Dam	Previous Sale	Price	Buyer
28	C	Deputy Minister-Meter Maid	02KEESEP	\$160,000	McMahon Bldstck, agent
29	C	Gold Fever-Mighty Mags	02KEESEP	\$43,000	DSB Stable
30	C	Hennessy-Milken	02KEESEP	\$25,000	Pegasus Stud
31	C	Siphon (BRZ)-Mimi La Sardine	02KEESEP	\$150,000	Klaravich Stable
32	F	Hennessy-Misedge	02FTKJUL	\$150,000	Mike Ryan, agent
34	F	Unbridled-Miss L Attack	02KEESEP	(\$150,000)	White Fox Farm
34	F	Unbridled-Miss L Attack	02FTKCOCT	(\$145,000)	White Fox Farm
35	F	Kingmambo-More Silver	02KEESEP	\$65,000	Des Ryan
36	C	Deputy Commander-Mostly Sassy	02KEESEP	\$42,000	Devil Eleven Stable
37	C	Exploit-Mrs Cav Is Here	02KEESEP	\$55,000	Hartley/De Renzo T'breeds
38	C	Southern Halo-My Cherie	02KEESEP	(\$20,000)	John J. Greely III
39	F	Meadowlake-Mysunshinecaroline	02KEESEP	\$50,000	Steve Sansome
40	F	Tale of the Cat-My Turbulent Beau	02KEESEP	\$57,000	Niall O'Callaghan
41	F	Defrere-Native Banner	02KEESEP	\$40,000	Keith Asmussen
42	C	Sky Classic-Native Satan	02KEESEP	\$60,000	Mike Ryan, agent
43	C	Boston Harbor-Needham Star	01KEENOV	\$7,000	A.R. and Wendy Williams
43	C	Boston Harbor-Needham Star	02OBSAUG	\$32,000	Kuehne Racing
44	F	Quiet American-Nickel Classic	02KEEJAN	\$50,000	Tod Wojciechowski, agent
44	F	Quiet American-Nickel Classic	02KEESEP	\$75,000	Clover IV
45	C	Tale of the Cat-Noble Pursuit	02KEESEP	\$25,000	Donna Wormser
46	C	Gulch-Nonies Dancer Ali	02KEESEP	(\$100,000)	M/M Larry Richardson & M/M Joe Arlinghaus
47	F	Our Emblem-Northern Glance	02KEEJAN	\$3,200	Burden Creek Farm
48	C	Forestry-Northern Sanction	02FTSAUG	(\$95,000)	Lochlow Farm
50	F	Distant View-North Patterson	02KEESEP	\$105,000	Mike Ryan, agent
51	C	Artax-Not to Be Outdone	01KEENOV	\$52,000	John Ayers, agent
51	C	Artax-Not to Be Outdone	02KEESEP	(\$95,000)	Greg Garafalo
52	C	Sultry Song-Now Showing	02OBSWIN	\$10,000	Vincent T. Vivo
52	C	Sultry Song-Now Showing	02OBSAUG	\$25,000	M.S.T. Stable

# Keeneland April Pinhook Prospects

Hip #	Sex	Sire-Dam	Previous Sale	Price	Buyer
54	C	Boundary-Oldcourt Rose	02KEESEP	\$62,000	Gabriel Dixon Agency
56	C	Thunder Gulch-Overbrook (GB)	02KEESEP	\$160,000	Terry Oliver, agent
57	F	Tabasco Cat-Overture	01KEENOV	\$55,000	Sue S. DeVault
57	F	Tabasco Cat-Overture	02KEESEP	(\$70,000)	Maycroft Farm, Inc.
58	C	Menifee-Pacific City	02FTKJUL	\$42,000	M.S.T. Stable
59	C	Saint Ballado-Packet	02FTSAUG	\$100,000	McMahon Bldstock, agent
60	C	Coronado's Quest-Palangana	02KEESEP	(\$40,000)	Claiborne Farm
63	C	Seeking the Gold-Plenty of Grace	02KEEJUL	\$250,000	M.W. Miller III, agent
64	F	Summer Squall-Plucky Maid	02KEESEP	\$10,000	Donna Wormser
65	C	Storm Boot-Poorchula	01KEENOV	\$38,000	Dan Dressel, Black Forest Stud
65	C	Storm Boot-Poorchula	02KEESEP	\$70,000	J.L. Gladwell III
66	C	Maria's Mon-Princess Blue	02KEESEP	(\$77,000)	Richard S. & Nancy R. Kaster
66	C	Maria's Mon-Princess Blue	02KEEOCT	\$55,000	Kirkwood Stables, agent
67	F	Storm Creek-Program Pick	02FTKJUL	(\$220,000)	Herman Heinlein
68	C	Tale of the Cat-Promise Promise	02KEESEP	\$40,000	Leprechaun Racing, agt
69	C	Horse Chestnut (SAF) -Queen of the Tide	02KEESEP	(\$24,000)	Elizabeth P. Whelan & David J. Whelan
70	C	Charismatic-Radu Cool	02KEESEP	\$100,000	Mike Ryan, agent
71	C	Silver Hawk-Realm	02KEESEP	\$20,000	Mauk Equine Brokerage
72	F	Dynaformer-Rightfromthestart	02KEESEP	\$105,000	Mike Ryan, agent
74	C	Polish Numbers-Royal Reserves	02KEESEP	\$82,000	Kirkwood Stables, agent
75	F	Bertrando-Ryn	02KEESEP	\$95,000	Mike Ryan, agent
76	C	Grand Slam-Sandy's Storm	02KEESEP	\$150,000	Mike Ryan, agent
78	C	Exploit-Saratoga Flower	02FTSAUG	(\$190,000)	Pollock Farms
79	F	King of Kings (IRE)-Saucy Charmer	02KEESEP	\$60,000	Mike Ryan, agent
80	C	Silver Hawk-Sayyedati (GB)	02KEESEP	\$12,000	Galtee Farm
81	C	Hennessy-Scivolina	02KEESEP	\$90,000	Leprechaun Racing, agt
82	C	Forestry-Scratch Paper	02FTSAUG	(\$240,000)	Brylynn Farm, Inc.
83	C	Forty Niner-Secrets Told	02KEESEP	(\$180,000)	Saito Stud
84	F	Tale of the Cat-Shameem	02FTKJUL	(\$45,000)	CHO & J.P.R. Stables
85	C	Coronado's Quest-Sharp Feline	02KEESEP	(\$230,000)	K. Earley T'breeds, Burnett Ranches, & I. Gomez
86	C	Unbridled's Song-She's So Dixie	02KEESEP	\$65,000	Howard Teshler
86	C	Unbridled's Song-She's So Dixie	02FTKCOCT	\$25,000	Superfine Farms
87	C	Menifee-Shuffle Again	02KEESEP	\$52,000	Cam Allard
88	C	Coronado's Quest-Signoretta	02KEESEP	\$50,000	Leprechaun Racing, agt
89	F	Old Trieste-Silca Key Service (GB)	02ONTSEP	\$51,523	W.J. Hindman
90	C	Forest Wildcat-Silk Tapestry	02KEESEP	\$50,000	Donna Wormser
91	F	Saint Ballado-Silver Clover	02KEESEP	(\$70,000)	Brylynn Farm, Inc.
92	F	Boston Harbor-Singin Up a Storm	02FTKJUL	\$115,000	Klaravich Stables
93	F	Affirmed-Sioux City	02KEESEP	\$170,000	Tory Kerns, agent
94	C	Coronado's Quest -Skatingonthinice	02KEESEP	\$120,000	Ken Ellenberg
95	F	Elusive Quality-Soft Dawn	02OBSAUG	\$55,000	Nick de Meric, agt
96	F	Stravinsky-Solar Display	02GOFOCT	\$58,722	Cash
97	F	Grand Slam-Some Classy Lady	02OBSAUG	\$50,000	Nick de Meric, agt
98	C	Dynaformer-Sovereign Mistress	02KEESEP	\$60,000	Mike Ryan, agent
99	F	Dynaformer-Spirit of Racing	02KEESEP	\$25,000	Devil Eleven Stable
100	C	Swain (IRE)-Spiritual Star	02KEESEP	(\$55,000)	Dreamfields Inc & Don Brady
102	C	Banker's Gold-Spring Hill Answer	02OBSAUG	\$25,000	W.J. Hindman
103	C	Cozzene-St Adele	02KEESEP	(\$122,000)	Payson Stud Inc
104	C	Forest Wildcat-Starita	02KEESEP	\$140,000	Mike Ryan, agent
106	F	Tabasco Cat-Sue's Last Dance	02KEESEP	\$82,000	Mike Ryan, agent
107	F	Grand Slam-Sultry Sonnet	02KEESEP	(\$42,000)	DJ Stable, LLC & McGreen, LLC
108	C	Exploit-Surina Star	02KEESEP	(\$85,000)	Farfellow Farms Ltd.
109	C	El Prado (IRE)-Sweet as Honey	02KEESEP	(\$20,000)	Kelly, Greely, Bradley & Scott
110	F	Summer Squall-Tainted Angel	01KEENOV	\$67,000	Dennis Neclerio
110	F	Summer Squall-Tainted Angel	02FTKJUL	\$50,000	Mark S. Smith
110	F	Summer Squall-Tainted Angel	02FTKCOCT	\$20,000	Prairie Star Racing Stable
111	C	Charismatic-Take Heart	01KEENOV	\$87,000	Sanford Stable

Hip #	Sex	Sire-Dam	Previous Sale	Price	Buyer
111	C	Charismatic-Take Heart	02KEESEP	(\$27,000)	Kinsman Farm
112	F	Dixieland Band-Tanja	02KEESEP	(\$42,000)	A Cross Ranch Ltd.
113	C	Good and Tough-Tarnished Gold	02KEESEP	\$65,000	Tony Bowling, Bobby Dodd
114	F	Cozzene-Terre des Hommes (IRE)	01KEENOV	\$155,000	Michael R. Duffy
115	C	Our Emblem-Thoughts	01KEENOV	\$3,500	Clouston Farm
116	C	Seeking the Gold-Traverse City	02KEESEP	(\$45,000)	Flaxman Holdings Ltd.
117	F	Grand Slam-Tricky Squaw	02FTKJUL	\$185,000	Brian Morgan, agent
118	C	Silver Charm-Tropical Stephanie	02KEESEP	\$25,000	White Horse Stable
119	C	Thunder Gulch-True Blue Story	02KEESEP	(\$77,000)	George Brunacini
120	C	Crafty Prospector-Try in the Sky	02KEESEP	(\$55,000)	Foxfield
121	C	A.P.Indy-U R Unforgettable	02KEESEP	(\$190,000)	Joseph Allen
122	C	Miswaki-Valid Deduction	02KEESEP	\$52,000	Presidio Stable
123	C	Favorite Trick-Vena (IRE)	02KEESEP	(\$20,000)	Dreamfields Inc & Don Brady
124	F	Maria's Mon-Venting the Blues	01FTKNOV	(\$37,000)	Runnymede Farm & Catesby W. Clay
124	F	Maria's Mon-Venting the Blues	02KEESEP	\$75,000	Mike Ryan, agent
125	C	Stravinsky-Verinha (BRZ)	02KEESEP	\$100,000	Sabine Stable
126	F	Exploit-Virgin Michael	02KEESEP	\$27,000	Becky Thomas
127	C	Awesome Again-Voluptuous	01KEENOV	\$85,000	Barrett Bloodstock
127	C	Awesome Again-Voluptuous	02FTKJUL	(\$60,000)	Foxfield
128	C	Cherokee Run-Waltzing With Deb	02KEESEP	\$87,000	D & B Ventures
129	C	Pulpit-Waviness	02FTKJUL	\$150,000	William C. Schettine
130	F	Honour and Glory-Westwood	02FTKJUL	(\$40,000)	Silver Springs Stud Farm & Mrs. J. Costelloe
131	C	King of Kings (IRE)-Wigwam	02KEESEP	\$50,000	William B. Harrigan
132	C	Touch Gold-Wild Seven	02KEESEP	(\$27,000)	White Fox Farm
133	C	Indian Charlie-Winalotsapproval	02KEESEP	\$47,000	Tony Bowling, Bobby Dodd
134	F	Deputy Commander-Winter	02FTKJUL	\$25,000	Robert N. Scanlon, agt
135	F	Comic Strip-Wonformara	02FTKCOCT	\$15,000	Thoroughbred Interests
136	F	Menifee-Woodsy Meadow	02KEESEP	\$62,000	Brandford Stables
137	F	Quiet American-Afare	02KEESEP	(\$67,000)	Dreamfields Inc & Don Brady
138	C	Comic Strip-Affirmed Affair	01OBSOCT	\$12,000	Terry Oliver, agent
138	C	Comic Strip-Affirmed Affair	02OBSAUG	\$33,000	Leprechaun Racing, agt
139	C	Touch Gold-Ailsa	02KEESEP	(\$55,000)	Mueller Farms Inc.
140	C	French Deputy-Alarming Prospect	01KEENOV	\$150,000	JEC Equine
140	C	French Deputy-Alarming Prospect	02FTSAUG	(\$220,000)	Marvin Delfiner
141	F	Deputy Minister-AI Balessa	02KEESEP	(\$170,000)	Gaines-Gentry T'breeds, LLC
142	C	Maria's Mon-Alessia's Song	02SARAUG	(\$65,000)	Hi Tail Farm & Peter Venaglia
143	F	Pulpit-Alleged Thoughts	01KEENOV	\$225,000	M.W. Miller III, agent
143	F	Pulpit-Alleged Thoughts	02KEESEP	\$125,000	Omar Trevino Bloodstock
144	C	Dixieland Band-Allusion	01KEENOV	(\$98,000)	Barry R. Ostrager
144	C	Dixieland Band-Allusion	02KEESEP	(\$70,000)	Barry R. Ostrager
145	F	El Prado (IRE)-Almost Sainly	02KEESEP	\$80,000	William C. Schettine
146	F	Tale of the Cat-Alpine Music	01KEENOV	\$35,000	William Fuccillo
146	F	Tale of the Cat-Alpine Music	02SARAUG	\$75,000	M.S.T. Stable
147	C	Dixieland Band-Aly's Adita	02KEESEP	\$75,000	Sabine Stable
148	F	Saint Ballado-Ammy Hills	02KEESEP	\$125,000	L & Z Racing
149	C	Meadowlake-Anna's Angel	02KEESEP	(\$72,000)	Brylynn Farm, Inc.
151	C	Go for Gin-Area	02KEESEP	\$35,000	Nick Zito, agent
152	C	Elusive Quality-Ariadne's Crown	02KEESEP	\$180,000	Cam Allard
153	C	Stravinsky-Artic Strech	01KEENOV	(\$50,000)	Golden Gate Farm & Henri Mastey
153	C	Stravinsky-Artic Strech	02FTKJUL	(\$75,000)	Golden Gate Farm & Henri Mastey
154	C	Theatrical (IRE)-Art's Prospector	02KEESEP	(\$120,000)	Mr. & Mrs. G. David Shashura
155	F	Boundary-Ashley Lindsey	02SARAUG	\$30,000	Leprechaun Racing, agt
157	C	Banker's Gold-At Breakneck Speed	01KEENOV	(\$22,000)	Wm. D. Fishback & Dave Fishback
157	C	Banker's Gold-At Breakneck Speed	02KEESEP	\$20,000	McMahon Bldstck, agent
158	F	Stravinsky-Audra	02KEESEP	\$52,000	William B. Harrigan

# Keeneland April Pinhook Prospects

Hip #	Sex	Sire-Dam	Previous Sale	Price	Buyer
159	C	Pulpit-Audrey Paulina	02KEEJUL	(\$70,000)	Michael King Racing
160	F	Coronado's Quest-Azimah (GB)	02KEESEP	(\$22,000)	Select Broodmare Fund 2000
161	C	Coronado's Quest-Baccarat Queen	02KEESEP	(\$120,000)	Oldenburg Farm
161	C	Coronado's Quest-Baccarat Queen	02FTKOCT	(\$47,000)	Oldenburg Farm
162	F	Tale of the Cat-Bactia	02KEESEP	(\$47,000)	Foxfield
163	C	Woodman-Bahrain Star	02KEESEP	\$65,000	White Horse Stable
164	C	Saint Ballado-Bally Five	02KEESEP	\$80,000	AbraCadabra Farms, agent
166	F	Forest Wildcat-Barbara's Nemesis	02KEESEP	\$22,000	Kathleen Schonefeld
167	C	Belong to Me-Battle Creek Girl	02KEESEP	\$145,000	Gibraltar Group
168	C	Unbridled's Song-Belonging	02KEESEP	(\$240,000)	Joseph & William Stavola, Inc.
168	C	Unbridled's Song-Belonging	02KEEOCT	\$150,000	Becky Thomas
169	C	Tale of the Cat-Big Dreams	02KEESEP	(\$200,000)	Pacelco S.A. & Gaines-Gentry T'breds
170	C	Lear Fan-Bin Sweet	02KEESEP	\$55,000	Becky Thomas
171	F	Saint Ballado-Biogio's Baby	02KEESEP	(\$70,000)	Peter E. Blum
172	C	Banker's Gold-B L's Girl	02FTSAUG	(\$140,000)	North Wales LLC
173	C	Crafty Prospector-Bold Blast	02FTKJUL	(\$47,000)	Foxfield
175	C	Deputy Commander-Brighter	02FTKJUL	(\$55,000)	Lantern Hill Farm, Computer Applicat'ns & Eberts Ranch
176	C	Dance Brightly-Bright Image	02FTKJUL	(\$65,000)	P.F. McCarthy, West Coast Stables, P&J Farms & Lynn Jones
177	C	Gilded Time-Brilliant Melody	02FTSAUG	\$65,000	Ciaran Dunne, agent
178	C	Machiavellian-Brocattelle (GB)	02TATHOU	\$791,179	Gerard Butler
179	C	Artax-Cardamine	02KEESEP	\$40,000	EOB
180	F	Boundary-Carodela	01KEENOV	(\$100,000)	Marvin Delfiner
180	F	Boundary-Carodela	02KEESEP	\$55,000	Klaravich Stable
181	C	Boundary-Cary Grove	02FTKJUL	(\$20,000)	Dell Ridge Farm, LLC
182	F	Deputy Commander-Cat's Image	01KEENOV	(\$100,000)	Sally J. Andersen
183	F	Mazel Trick-Celeste Cielo	02KEEJAN	\$55,000	Vision Thoroughbreds, agt
183	F	Mazel Trick-Celeste Cielo	02FTKJUL	(\$95,000)	Lochlow Farm
183	F	Mazel Trick-Celeste Cielo	02KEEOCT	\$100,000	Sabine Stable
185	C	Comic Strip-Chapel of Dreams	02KEESEP	\$250,000	J.L. Gladwell III
186	C	Cape Town-Charming Gal	01KEENOV	\$50,000	Wark Bloodstock
186	C	Cape Town-Charming Gal	02FTKJUL	\$80,000	Mike Ryan, agent
187	C	Marquetry-Christmas Affair	02KEESEP	\$65,000	Brandford Stables
188	F	Maria's Mon-Classic Intention	01KEENOV	\$32,000	North Creek Stables
188	F	Maria's Mon-Classic Intention	02KEESEP	\$75,000	Brian Morgan, agent
190	F	Parade Ground-Closer She Moves	02FTKJUL	(\$20,000)	Gary Smith
191	C	Tale of the Cat-Colonial Feast	02KEESEP	\$37,000	Cary Frommer, agent
192	C	Summer Squall-Comfort Zone	02KEESEP	\$35,000	William B. Harrigan
193	F	Capote-Correoso	02KEEJAN	\$75,000	Luis de Hechavarria
193	F	Capote-Correoso	02KEESEP	\$95,000	D J Stable
194	C	Elusive Quality-Cozelia	02KEESEP	(\$45,000)	Alan S. Kline
195	C	Silver Charm-Crafty But Sweet	02KEESEP	\$32,000	Donna Wormser
196	C	Stravinsky-Cryptocari	02SARAUG	(\$130,000)	Sugar Maple Farm
197	F	Lasting Approval-Cuando Quiere	02WIMBRN	\$70,000	El Scott Farm, agent
198	C	Dynaformer-Dance O'My Life	02KEESEP	\$26,000	White Horse Stable
199	C	Unbridled's Song -Dancing All Night	02KEEJAN	(\$48,000)	William D. Graham
199	C	Unbridled's Song -Dancing All Night	02KEESEP	(\$42,000)	William D. Graham
200	F	Unbridled's Song-Dash of Salt	02KEESEP	\$100,000	Mike Ryan, agent
201	C	Singspiel (IRE)-Dawn Ransom	02KEESEP	(\$73,000)	Eurowest Bldstck Services
202	C	Arch-Dawn's Curtsey	02FTKJUL	\$57,000	Kirkwood Stables, agent
203	C	Coronado's Quest -Debit My Account	02KEESEP	\$200,000	Diamond Oaks Farm
204	F	Horse Chestnut (SAF)-Debra C.	02KEEJAN	(\$47,000)	Sequel 99
204	F	Horse Chestnut (SAF)-Debra C.	02FTKJUL	(\$45,000)	Sequel 99

Hip #	Sex	Sire-Dam	Previous Sale	Price	Buyer
205	C	Forest Wildcat-Delicacy	01KEENOV	\$185,000	M & R Enterprises
205	C	Forest Wildcat-Delicacy	02KEESEP	(\$140,000)	Marvin Delfiner & Fred Seitz
206	F	Exploit-D'Enough	02KEESEP	(\$47,000)	Brylynn Farm, Inc.
207	F	Capote-Desireux	01KEENOV	(\$65,000)	Dr. John Eaton
207	F	Capote-Desireux	02KEESEP	(\$55,000)	Dr. John Eaton
208	F	Mazel Trick-Diablo's Bobett	01KEENOV	\$40,000	John Fulton Bloodstock
208	F	Mazel Trick-Diablo's Bobett	02KEESEP	\$75,000	Cabin Creek Farm
209	C	Honour and Glory-Dixieland Gal	02KEESEP	\$70,000	Welcome Gate Farm
210	C	Horse Chestnut (SAF)-Dixie Rouge	02KEESEP	\$20,000	Darrell R. Sapp
211	F	Salt Lake-Donna Doo	02KEESEP	\$92,000	Becky Thomas
212	C	Elusive Quality-Double Exposure	02KEESEP	\$47,000	Terry Oliver, agent
213	C	Two Punch-Earth	02FTKJUL	\$160,000	Tory Kerns, agent
214	F	Unbridled's Song-Electrostat	02FTSAUG	\$75,000	Richard C. Imbert
215	C	Kris S.-Elevated Love	02KEESEP	\$72,000	Gabriel Dixon Agency
216	F	Dynaformer-Elway Season (IRE)	02FTKJUL	(\$75,000)	Takao Zako
217	C	Hennessy-Emmaus	02KEESEP	\$75,000	Southern Chase Farm
221	C	Hennessy-Ethyl Mae	02KEESEP	(\$115,000)	Bon Marche
222	C	Dynaformer-Evangelical	02KEESEP	\$70,000	Dennis Foster
223	C	Red Ransom-Existentialist	02KEESEP	\$72,000	William C. Schettine
224	F	Siphon (BRZ)-Expedicionaria (VEN)	02FTKJUL	\$55,000	Leprechaun Racing, agt
226	C	Deputy Minister-First Flyer	02KEESEP	\$130,000	William B. Harrigan
227	C	Sultry Song-Fluttery Danseur	02KEESEP	\$52,000	M & H Train'g and Sales
228	C	Dynaformer-Flying Nightengale	02SARAUG	\$50,000	James Clark
229	C	Meadowlake-Forladiesonly	02FTSAUG	\$80,000	McMahon Bldstck, agent
230	C	Deputy Commander-Frans Lass	01KEENOV	\$47,000	Stoney Lane Farm
230	C	Deputy Commander-Frans Lass	02KEESEP	(\$57,000)	MI Farm
232	C	Tactical Cat-Frigid Zone	02KEESEP	\$20,000	D J Stable
233	C	Cozzene-Future Act	02KEESEP	\$80,000	Bruce T. Hundley
235	C	Diesis (GB)-Girchoop	02KEESEP	\$15,000	Donna Wormser
236	C	Unbridled-Glass Ceiling	02KEESEP	(\$19,000)	Mr. & Mrs. Martin J. Wygod
237	F	Favorite Trick-Golden Chip	02KEESEP	\$12,000	Bloodstock Managem't
238	C	Tactical Cat-Goldmist	02KEEJAN	\$30,000	Dr. Creek Stables, Joe Cannon
238	C	Tactical Cat-Goldmist	02FTKJUL	\$24,000	Empty Wagon Farm
240	C	Roar-G. U. Dancer	02KEESEP	\$16,000	Bloodstock Managem't
242	C	Hennessy-Hadley	02FTSAUG	(\$325,000)	Gainesway T'breds Ltd.
243	C	Singspiel (IRE)-Half a Dozen	02ONTSEP	\$19,321	Anthony Goswell, agent
244	F	Pulpit-Harbor Flag	02KEESEP	(\$35,000)	Cherry Valley Farm, LLC
245	C	Silver Hawk-Heartwood	02KEESEP	\$15,000	Eddie Woods, agent
245	C	Silver Hawk-Heartwood	01KEENOV	(\$85,000)	T'bred Advisory Group
246	F	Old Trieste-Heat Is On	02KEEJUL	(\$170,000)	O. Trevino, Dr. Wm Rood & Gaines-Gentry T'breds
246	F	Old Trieste-Heat Is On	02KEESEP	\$100,000	Omar Trevino Bloodstock
247	C	Exploit-Hello Again Hello	02KEESEP	(\$44,000)	Harry & Betty Quadracci & Dr. Lance Bell
248	C	Red Ransom-Here I Go	02KEESEP	\$180,000	Omar Trevino Bloodstock
249	C	Horse Chestnut (SAF)-Hey Hi (IRE)	01KEENOV	\$23,000	Brenda Jones
250	C	Crafty Prospector-Horns Gray	02KEESEP	(\$47,000)	Dr. Naveed Chowhan
251	C	Crafty Prospector-Hot Pillow	02KEESEP	\$190,000	White Horse Stable
252	C	Pulpit-I Love the Blues	02FTSAUG	(\$70,000)	Charles H. Deters & Joe Arlinghaus
252	C	Pulpit-I Love the Blues	02EASOCT	\$85,000	Cary Frommer, agent
253	C	Honor Grades-Iman	02FTKJUL	\$85,000	Mike Ryan, agent
254	F	Hennessy-Impetuous Image	02KEESEP	\$100,000	William B. Harrigan
257	F	Elusive Quality-Jamie's Penny	01KEENOV	\$35,000	Deer Crossing Farm
258	F	Cozzene-J. D. and Water	02KEESEP	\$185,000	Mike Ryan, agent
259	C	Saint Ballado-Jettin Diplomacy	01KEENOV	\$155,000	NBG Stable
259	C	Saint Ballado-Jettin Diplomacy	02KEESEP	\$140,000	Ron Magers
261	C	Kingmambo-Karakorum (IRE)	02KEESEP	(\$190,000)	Mrs. Barbara Facchino
262	F	Touch Gold-K. O. Kathy	02KEESEP	\$35,000	Mike Ryan, agent

# LEADING Indicators

## Race Record for 2002's Highest Priced 2-year-olds (through Mar. 12, 2003)

Horse Name	Sex	Consignor	Buyer	Sale	Price	Best Level
Atlantic Ocean	F	Chapman Farms	Thoroughbred Corp.	BARMAR	\$1,900,000	G3
Dawson Trail	C	Robert Scanlon, agt.	Demi O'Byrne	FTFEB	\$1,000,000	Rnr
Atswhatimtalknabout	C	M&H Training, agt.	B. Wayne Hughes	FTFEB	\$900,000	Wnr
To Teras	C	Robert Scanlon, agt.	Darby Dan Bldsk		\$850,000	Unraced
Saranoia	C	Terry Oliver, agt.	Michael Gill	FTFEB	\$800,000	Rnr
Pray for Aces	F	Claiborne Farm	John Oxley	KEEAPR	\$750,000	Unraced
Kafwain	C	Sequel Bloodstock	Thoroughbred Corp.	FTFEB	\$720,000	G2
Stellar	F	Niall Brennan, agt.	Demi O'Byrne	KEEAPR	\$700,000	G2SP
Admiralty Arch	C	Solitary Oak, agt.	Demi O'Byrne	FTFEB	\$660,000	Wnr
Saphiria	F	Eddie Woods, agt.	Demi O'Byrne	FTFEB	\$650,000	Rnr
Golden Penny	F	T. Bowling, B. Dodd, agts	Robert & Beverly Lewis	KEEAPR	\$650,000	PI
Goal	C	Sequel Bloodstock	Thoroughbred Corp.	BARMAR	\$600,000	Rnr
Honest Answer	F	Sequel Bloodstock	Thoroughbred Corp.	BARMAR	\$600,000	Wnr
Zavata	C	Robert Scanlon, agt.	Demi O'Byrne	FTFEB	\$575,000	G2
Tsumujikaze	C	Robert Harris, agt.	Katsumi Yoshida	FTFEB	\$550,000	Rnr
China Cat	C	Robert Scanlon, agt.	Patrick Biancone, agt.	FTFEB	\$550,000	Rnr
Scrimshaw	C	Robert Scanlon, agt.	Robert & Beverly Lewis	KEEAPR	\$550,000	G2SP
Logician	C	Niall Brennan, agt.	J. Paul Reddam	KEEAPR	\$520,000	Wnr
Truckle Feature	C	Straightaway Farm, agt.	James McIngvale	OBSFEB	\$500,000	G1SP
Polo Ridge	F	Hartley/ De Renzo T'breds, agt.	Eugene Melnyk	FTFEB	\$475,000	Unraced
Position One	C	Bailey-Ellenber Select	North Hills Mgmt	FTFEB	\$460,000	Wnr
Monte Ocean	C	William Harrigan, agt.	Ever Union Shokai	FTFEB	\$450,000	Wnr
Velvet Robe	F	Leprechaun Racing, agt.	Katsumi Yoshida	FTFEB	\$450,000	Unraced

## Corrections:

Sire (First Crop Year)	1993-1999		Less than 1.00		1.00-1.99	2.00-3.99	4.00+
	AEI	Foals (% FIs)	(% FIs)	(% FIs)	(% FIs)	(% FIs)	(% FIs)
Birdonthewire (96)	1.27	100 (21%)	44 (44%)	22 (22%)	9 (9%)	4 (4%)	
Cherokee Colony (90)	1.12	143 (22%)	80 (56%)	20 (14%)	5 (3.5%)	6 (4%)	
Colony Light (94)	1.23	119 (14%)	64 (54%)	23 (19%)	12 (10%)	3 (3%)	
Darn That Alarm (89)	1.11	212 (14%)	118 (56%)	37 (17%)	23 (11%)	4 (2%)	
Defrere (97)	1.25	123 (31%)	45 (37%)	26 (21%)	10 (8%)	4 (3%)	
Deputed Testamony (86)	1.19	169 (20%)	93 (55%)	24 (14%)	14 (8%)	4 (2%)	
Flying Continental (95)	1.15	321 (28%)	170 (53%)	30 (9%)	21 (7%)	9 (3%)	
Half a Year (90)	1.17	205 (25%)	109 (53%)	24 (12%)	13 (6%)	7 (3%)	
Horatius (82)	1.15	233 (16%)	129 (55%)	40 (17%)	19 (8%)	7 (3%)	
Kipper Kelly (93)	1.25	211 (20%)	110 (52%)	39 (18%)	15 (7%)	5 (2%)	
Kokand (91)	1.20	163 (18%)	77 (47%)	44 (27%)	11 (7%)	2 (1.2%)	
Leo Castelli (89)	1.24	238 (15%)	135 (57%)	41 (17%)	21 (9%)	6 (3%)	
Lil E. Tee (95)	1.15	184 (30%)	88 (48%)	21 (11%)	17 (9%)	2 (1.1%)	
Line In The Sand (95)	1.13	250 (23%)	153 (61%)	44 (18%)	25 (10%)	5 (2%)	
Lit de Justice (98)	1.24	110 (15%)	59 (54%)	17 (15%)	13 (12%)	4 (4%)	
Lucky North (88)	1.17	173 (14%)	97 (56%)	30 (17%)	15 (9%)	7 (4%)	
Polish Precedent (91)	1.27	308 (24%)	162 (53%)	39 (13%)	22 (7%)	11 (4%)	
Regal Intention (92)	1.23	187 (22%)	89 (48%)	37 (20%)	17 (9%)	3 (2%)	
Repriced (96)	1.12	141 (13%)	84 (60%)	25 (18%)	10 (7%)	4 (3%)	
Secret Hello (93)	1.22	193 (19%)	103 (53%)	31 (16%)	12 (6%)	10 (5%)	
Slew o' Gold (86)	1.22	452 (25%)	228 (50%)	62 (14%)	38 (8%)	12 (3%)	
Slewpy (86)	1.19	234 (34%)	120 (51%)	19 (8%)	8 (3.4%)	8 (3%)	
Thunder Puddles (86)	1.18	138 (32%)	68 (49%)	15 (11%)	8 (6%)	3 (2%)	
Unreal Zeal (87)	1.14	248 (14%)	151 (61%)	38 (15%)	19 (8%)	6 (2%)	
Waquoit (90)	1.10	274 (19%)	154 (56%)	41 (15%)	22 (8%)	6 (2%)	
Williamstown (96)	1.21	213 (40%)	114 (54%)	34 (16%)	15 (7%)	10 (5%)	

• A chart of the top 150 sires by AEI based on '93-'99 foal crops that ran Feb. 21 should have been limited to stallions with at least 100 foals and was not. The sires listed above should have been included. • The RNA prices for pinhook prospects in the Barretts March 2-year-olds in training sale were incorrect. A correct version of the chart that ran on pages 12 and 13 of the Feb. 21 issues is available online at <http://marketwatch.bloodhorse.com>. Subscribers are encouraged to register online because we can notify you sooner of corrections or updates. You also get access to pinhook information more quickly, archived issues, and other supplemental information. • The 2002 average yearling price of yearling- to-junvenile pinhooks at the Fasig-Tipton Calder 2-year-olds in training sale was incorrect in a story on page 12 in the Feb. 7 issue. The price should have been \$92,586.



Volume VI, Number 18

TBH MarketWatch is published 20 times a year by The Blood-Horse, Inc., 1736 Alexandria Drive, Lexington, KY 40504.

<b>Editor</b> Eric Mitchell	<b>Contributors</b> Dan Liebman Evan Hammonds Frank Mitchell David Powell Peter Tonkes Michael Youngs
<b>Research Director</b> James A. Cox	

<b>Art</b> Suzanne C. Depp (Creative Director) Dana Blankenship (Art Director)	<b>Production</b> Rachel Thomas
<b>Computer Services</b> Dave Overton Carroll D. Vice	<b>Circulation</b> Lori Masaoay
	<b>Promotions</b> Robert Bolson

<b>President</b> Stacy V. Bearse	<b>Vice President-Finance/Technology</b> Charles E. Mansory Jr.
<b>Executive VP</b> Raymond S. Paulick	<b>Corporate Secretary</b> Ellen A. Kiser

Copyright © 2003, by The Blood-Horse, Inc. All rights reserved. This publication may not be reproduced, in whole or in part, in any form or by any means, electronic or otherwise, without the prior written permission of The Blood-Horse, Inc. To request permission to reprint, please call 859-276-6723.

Statistics herein are compiled from data obtained from The Jockey Club Information Systems, Inc., The Blood-Horse, Inc., Equibase, Daily Racing Form, Inc., and other sources. APEX ratings licensed through Suffolk Bloodstock International. While data contained are gathered from reliable sources, accuracy and completeness cannot be guaranteed. Data and information are subject to change without notice. Any reproduction thereof is prohibited.

The publisher does not give advice for Thoroughbred investors or act as an advisor. Opinions published herein are those of the writers and do not reflect the views of The Blood-Horse, Inc.

If you have comments or suggestions, we would like to hear from you. Please address all correspondence to Ray Paulick, TBH MarketWatch, P.O. Box 4038, Lexington, KY 40544-4038. E-mail: [marketwatch@bloodhorse.com](mailto:marketwatch@bloodhorse.com)

## READER SERVICES

### Subscription Services:

For inquiries on new subscriptions, renewals, subscription payments, missing or damaged issues, change of address or billing:

**CALL:** 24-hour toll-free 1-800-582-5604, Customer Service Reps Available 8:30 a.m. - 4:30 p.m. est/edt U.S.

**EMAIL:** [subscribe@bloodhorse.com](mailto:subscribe@bloodhorse.com)

**FAX:** 859-276-6743

**WRITE:** TBH MarketWatch Subscriber Services, PO Box 4710, Lexington, KY 40544-4710. Please include a copy of a current mailing label or your personal subscriber number.

### Subscription Rates:

All subscriptions are sold in 1-year (20 issue) terms.  
 KY Residents (includes sales tax).....\$380.54  
 United States .....\$359.00  
 Canada (includes GST) .....\$416.23  
 All other Countries .....\$389.00

Subscriptions are on continuous renewal and payable in 1-year (20 issues) terms. A FREE TBH MarketWatch professional binder is sent upon payment.

### Internet Site:

<http://marketwatch.bloodhorse.com>

TBH MarketWatch carries a Customer Satisfaction Guarantee. If you are ever dissatisfied as a subscriber, just tell us so, and we will promptly refund you for the cost of all unmailed issues. No Risk.