



ANNE M. EBERHARDT

The Sire-of-Sires Effect: Myth or Reality?

Are sons of certain sires more likely to succeed as sires themselves?

BY BYRON ROGERS

Thoroughbred breeding strategies and terminology tend to be rooted in historical traditions, often simply predicated by the belief if something is said enough, it is an irrefutable fact. One such phrase still often used anoints a stallion as a “sire of sires,” a title usually reserved for those stallions that leave a handful of successful sons, with the assumption that they have passed on some type of genetic goodies other stallions can’t.

In examining the concept of a sire of sires, the difference between the terms “sire line” and “sire of sires” needs clarification. In regard to sire line,

there is a generally accepted notion of historical classification following the paternal lines of Thoroughbred pedigrees. Racehorses are considered to be “from the Northern Dancer sire line” or “from the Mr. Prospector sire line,” though determining when a stallion heads his own branch becomes a little problematic. When, for example, did Fappiano become a line apart from his own sire, Mr. Prospector? Who makes such designations?

From a genetic viewpoint, there is no such muddying of the waters. More than 95% of sire lines in the Thoroughbred share the same Y chromosome sequence. One scientific study on the classification of the breed based on the sequencing of the Y chromosome did point to a mutation in the Y chromosome that occurred somewhere between the father-son trio of Eclipse-Pot-80s-Waxy, with Whalebone (b. 1807) being



TONY LEONARD

Mr. Prospector was the most prolific sire of sons at stud over the past several decades

the common ancestor source based on the genetic data in the study. This Y chromosome haplotype now dominates 95% of the entire breed. The authors did not find any more recent Y chromosome mutations that would point to newer selection pressure or a change in the overall genotype of modern stallions. Thus, as far as the Y chromosome

is concerned, there is no difference between Northern Dancer and Mr. Prospector.

The term “sire of sires” is equally ill defined. If we define that term based solely on the concept of the raw number of sons that retire to stud by a given sire, it is nothing more than a popularity contest and one that to a certain extent is a

TABLE 1
Top 10 Stallions by Number of Sire Sons, 1956-2010

Sire	Sire Sons
Mr. Prospector	233
Northern Dancer	191
Danzig	185
Nijinsky II	157
Seattle Slew	138
Storm Cat	133
Danehill	123
Bold Ruler	92
Sadler's Wells	81
Damascus	69

self-fulfilling prophecy—the more successful the sire, the more his sons will be tried at stud, with the ill-placed belief that even the most mediocre son of this elite sire may prove successful (which they invariably don’t). Both Northern Dancer and Mr. Prospector are widely considered sires of sires, and it is noteworthy that they head the list of stallions with sons that have sired at least one stakes winner in their careers.

If we define a sire of sires as a stallion that left a significant number of sons whose career at stud could at least be termed successful, then we are starting to get closer to measuring the sire-of-sires concept. To de-


REACH THE TOP


TOP

with Denali


Portfolio Management & Bloodstock Consultation

Craig & Holly Bandoroff





denalistud.com
859-987-6212 | c: 859-621-7877



Whether on the racetrack or in the sales ring, success is not an accident.

For over 25 years, we've helped guide our clients' successes

TABLE 2
Top 15 Stallions by Number of Successful Sire Sons, 1956-2010

Sire	Sire Sons	Successful Sons (% Sire Sons)
Northern Dancer	191	35 (18%)
Mr. Prospector	233	34 (15%)
Bold Ruler	92	31 (34%)
Nijinsky II	157	13 (8.3%)
Danzig	185	12 (6.5%)
Roberto	57	11 (19%)
Damascus	69	10 (14%)
Native Dancer	43	10 (23%)
Ribot	65	10 (15%)
Sadler's Wells	81	10 (12%)
Danehill	123	9 (7.3%)
Hail to Reason	32	8 (25%)
Never Bend	55	8 (15%)
Round Table	52	8 (15%)
Seattle Slew	138	8 (5.8%)
Storm Cat	133	8 (6.0%)
Turn-to	34	8 (24%)

fine this further and take it away from a popularity contest, we first took the data and established a metric that defines a "successful" sire. From The Jockey Club Information Systems database *Market-*



Northern Dancer sired the highest number of successful sire sons since 1956

Watch looked at the stud careers of 5,391 stallions that stood between 1956 and 2010 and sired at least one lifetime stakes winner. These 5,391 stallions were sired by 1,353 different sires, giving us a broad look at sire-son performance.

To define a successful sire, we took the lifetime number of stakes winners to the number of foals of racing age (SW/Fls) and found that for all 5,391 stallions, the average SW/Fls was 2.2%. Stallions that had a SW/Fls ratio of 5.0% or better were one standard deviation above the average (thus in the top 32% of all stallions) and those with 12% SW/Fls were in the top 5% of all stallions at two standard deviations above the average (remember when the metric of 10% SW/Fls indicated a "good" sire?). We decided one standard deviation above the average, or a figure of 5.0% SW/Fls was a sufficient level to define a successful sire; generally speaking these were at least useful sires with long careers.

TABLE 3
Danzig's Sire Sons by % SW/Fls

- Danzig – 17% SW/Fls
 - Danehill – 14%
 - Multidimensional – 12%
 - Redoute's Choice – 9.1%
 - Dansili – 8.7%
 - Mozart – 8.0%
 - Fastnet Rock – 7.3%
 - Danehill Dancer – 6.6%
 - Exceed and Excel – 6.3%
 - Flying Spur – 5.4%
 - Rock of Gibraltar – 5.4%
 - War Front – 9.5%
 - Striding Out – 8.3%
 - Voyageur – 9.1%
 - Polish Numbers – 9.1%
 - Green Desert – 7.6%
 - Oasis Dream – 8.9%
 - Invincible Spirit – 6.8%
 - Cape Cross – 5.0%
 - Chief's Crown – 7.5%
 - Concerto – 5.2%
 - Anabaa – 6.7%
 - Exchange Rate – 6.5%
 - Boundary – 5.2%
 - Pine Bluff – 5.2%
 - Hard Spun – 5.0%

In order to reduce the outliers and truly measure the sire-of-sires effect, we further pruned the data to those with at least 10 sons at stud, at least two of which proved successful by the 5.0% SW/Fls criterion—a sire that has one successful sire son is, after all, a sire of a good stallion, not a sire of sires. El Prado, for example, was anointed a sire of sires only after his son Kitten's Joy joined Medaglia d'Oro as a successful sire. This requirement reduces the number of stallions that could be considered a sire of sires to 66.

Table 2 generally lists those stallions widely accepted in the industry as sires of sires. It is interesting to consider the low number (6.5%) of sons of Danzig that could be considered successful in their own right. Danzig's career as a sire of sires was punctuated by the early success of Green Desert in Europe and his own continued success as a sire, making him the go-to stallion as far as sons are concerned in the 1980s and '90s.

TABLE 4
Leading Sires by Sire Sons' Lifetime Stakes Winners/Foals

Stallion	Sons' SW/Fls <2.2%	Sons' SW/Fls >2.2%	Sons' SW/Fls >5.0%	Sons' SW/Fls >11.5%
Danehill	36%	64%	7%	1%
Danzig	46%	54%	6%	1%
Mr. Prospector	46%	54%	15%	3%
Sadler's Wells	62%	38%	17%	2%
Storm Cat	54%	46%	8%	0%
Average "Sire of Sires"	47%	53%	12%	2%

That said, just 6% of his sons could be considered successful while another 38% fell above the average of 2.2% SW/Fls.

Table 4 shows Danehill as the most successful of Danzig's sons at stud by lifetime stakes winners to foals and in turn, with consideration to the unproven War Front, the most successful of Danzig's sons to sire successful sires themselves. Is it merely a case of successful sires that leave high-class sons (a prerequisite of being successful in the first place) having a greater opportunity just because more of their sons go to stud?

The five most common sires of sires in the modern era are Danehill, Danzig, Mr. Prospector, Sadler's Wells,

and Storm Cat. Is their distribution of successful sire sons any different than the average of the 66 stallions considered sires of sires?

From the figures in Table 4, only Mr. Prospector and Sadler's Wells have outperformed the average set by the criterion of 5% or more lifetime SWs/Fls. The numbers for Sadler's Wells are rather interesting as at the start of his career, outside of In the Wings, Barathea, Fort Wood, and Scenic, Sadler's Wells had more success as a sire of National Hunt sires than flat racing sires. The triumvirate of Galileo, Montjeu, and High Chaparral, along with U.S.-based El Prado, righted the ship.

This phenomenon might speak to the narrowing of not only the number



Danzig forged a prolific sire line, particularly through internationally successful son Danehill

TABLE 5
Top 12 Stallions by Percentage of Successful Sire Sons, 1956-2010

Sire	Sire Sons	Successful Sons (% Sire Sons)
Hail to Reason	32	8 (25%)
His Majesty	24	5 (21%)
Dixieland Band	27	5 (19%)
Fleet Nasrullah	21	4 (19%)
Roberto	57	11 (19%)
Sir Gaylord	30	5 (17%)
Valid Appeal	24	4 (17%)
Hoist the Flag	45	7 (16%)
Ribot	65	10 (15%)
Round Table	52	8 (15%)
Noholme II	29	4 (14%)
Tudor Melody	37	5 (14%)

of stallions that stand at stud worldwide but also the variety of sire lines, with both numbers diminishing as standing stallions has become more commercialized.

Looking at the same data but arranging it by the percentage of sons that were successful (Table 5) creates an interesting picture, quite possibly pointing to opportunities lost for the industry, or at least casualties of the commercialization of stallions. The Turn-to trio of Sir Gaylord, Hail to Reason, and Roberto featured in the top 10 stallions by percentage of successful sons at stud. Despite its success this sire line is now on the wane worldwide with just a handful of sons of Dynaformer, Kris S., Arch, Al Mufti, and Zabeel spattered throughout the world. If the concept of a sire of sires is truly an effect that sustains a sire line, why did this sire line diminish in spite of its success?

From the data above, the concept of a true sire of sires—one that leaves some type of genetic imprint in his sons that results in their success—isn't supported by the data. What is most likely occurring is that stallion owners are seeking sons of the most successful sires, and in turn they are seeing the sire-of-sires effect become somewhat of a self-fulfilling prophecy through sheer force of numbers. MW

Progeny Performance for First-Crop Sires

The following table lists progeny performance statistics for active North American sires whose first crop year was 2013 (first 2-year-olds in 2015). Sires were included only if they had 15 or more named foals of racing age and 10 or more foals in 2015. Listed for each sire are his 2015 stud fee and location at stud in 2015. Racing statistics include named foals of racing age, runners, winners, repeat winners, stakes horses, and stakes winners. All percentages are from named foals of racing age. Racing statistics are Northern Hemisphere only through Aug. 23, 2015.

Stallion	'15 Fee	'15 Farm	NFORA	Rnrs (% FIs)	Wnrs (% FIs)	Rpt Wnrs (% Wnrs)	SH (% FIs)	SW (% FIs)
Adios Charlie	\$3,000	Ocala Stud Farm	20	3 (15%)				
Albertus Maximus	\$0	Shadwell Farm	51	3 (5.9%)	2 (3.9%)	1 (50%)	1 (2.0%)	1 (2.0%)
American Lion	\$5,000	Darby Dan Farm	55	10 (18%)	3 (5.5%)	1 (33%)		
Archarcharch	\$9,000	Spendthrift Farm	104	21 (20%)	6 (5.8%)			
Big Drama	\$10,000	Bridlewood Farm	61	14 (23%)	7 (11%)		2 (3.3%)	
Bold Chieftain			18					
Courageous Cat	\$6,000	Questroyal North	28	7 (25%)	1 (3.6%)		1 (3.6%)	1 (3.6%)
Court Vision	\$7,500	Park Stud	50	15 (30%)	1 (2.0%)		3 (6.0%)	
Crown of Thorns	\$2,000	Woodford Thoroughbreds	16	8 (50%)	2 (13%)			
Custom for Carlos	\$3,500	Clear Creek Stud	46	11 (24%)	1 (2.2%)			
D' Funnybone	\$2,500	Rockridge Stud	32	4 (13%)	1 (3.1%)			
Drosselmeyer	\$15,000	WinStar Farm	84	13 (15%)	3 (3.6%)			
Dublin	\$6,500	Keane Stud Operations	48	6 (13%)	1 (2.1%)			
Due Date	\$2,000	Peach Lane Farms	29	5 (17%)				
Etched	\$3,500	Bonita Farm	18	3 (17%)				
Euroears	\$1,500	JEH Stallion Station-Oklahoma Division	28	7 (25%)	2 (7.1%)			
Everyday Heroes	\$1,500	South Springs Stallion Station	17	2 (12%)				
Factum	\$10,000	Stonehedge Farm South	15	2 (13%)	1 (6.7%)			
First Dude	\$7,500	Double Diamond Farm	86	19 (22%)	6 (7.0%)			
Friesan Fire	\$4,000	Country Life Farm	59	9 (15%)	1 (1.7%)			
General Quarters	\$5,000	Crestwood Farm	32	8 (25%)				
Giant Oak	\$7,500	Millennium Farms	36	7 (19%)	1 (2.8%)			
Giant Surprise	\$2,500	Rockridge Stud	24	4 (17%)	1 (4.2%)			
Gio Ponti	\$15,000	Castleton Lyons	88	13 (15%)	1 (1.1%)		1 (1.1%)	
Girolamo	\$5,000	Darley	75	19 (25%)	7 (9.3%)		1 (1.3%)	
Gone Astray	\$4,500	Northwest Stud	57	15 (26%)	4 (7.0%)	2 (50%)	2 (3.5%)	2 (3.5%)
Haynesfield	\$10,000	Airdrie Stud	69	18 (26%)	2 (2.9%)	1 (50%)	1 (1.4%)	1 (1.4%)
Here Comes Ben	\$7,500	McMahon of Saratoga Thoroughbreds	39	10 (26%)	3 (7.7%)			
Hunt Crossing	\$1,500	O'Sullivan Farms	15	1 (6.7%)				
Ice Box	\$7,500	Millennium Farms	61	8 (13%)				
Informed	\$2,500	Ridgeley Farm	21	1 (4.8%)	1 (4.8%)			
J P's Gusto	\$2,000	Journeyman Stud	19	7 (37%)	2 (11%)			
Misremembered	\$3,500	Hill 'n' Dale Farms	29	6 (21%)	2 (6.9%)	1 (50%)		
Native Ruler	\$2,000	Abraham's Equine Clinic	17	6 (35%)	2 (12%)		1 (5.9%)	
Paddy O'Prado	\$9,500	Spendthrift Farm	95	30 (32%)	5 (5.3%)		1 (1.1%)	
Regal Ransom	\$5,000	Darley	39	7 (18%)	3 (7.7%)		1 (2.6%)	
Schramsberg			29	9 (31%)	3 (10%)		1 (3.4%)	
Sidney's Candy	\$15,000	WinStar Farm	80	19 (24%)	1 (1.3%)			
Sierra Sunset	\$2,500	Paradise Road Ranch	27	7 (26%)	1 (3.7%)			
Slew's Tiznow	\$2,500	Rancho San Miguel	18	9 (50%)				
Tiz the One	\$1,500	Red River Farms	30	12 (40%)	3 (10%)			
Tizway	\$15,000	Spendthrift Farm	58	6 (10%)	1 (1.7%)		1 (1.7%)	
Trappe Shot	\$10,000	Claiborne Farm	76	16 (21%)	2 (2.6%)			

continued

Progeny Performance for First-Crop Sires continued

Stallion	'15 Fee	'15 Farm	NFORA	Rnrs (% FIs)	Wnrs (% FIs)	Rpt Wnrs (% Wnrs)	SH (% FIs)	SW (% FIs)
Twirling Candy	\$10,000	Lane's End	77	23 (30%)	9 (12%)		1 (1.3%)	
Uncle Mo	\$25,000	Ashford Stud	134	24 (18%)	7 (5.2%)	2 (29%)	3 (2.2%)	2 (1.5%)
Victor's Cry	\$3,500	Park Stud	29	5 (17%)	1 (3.4%)			
Wilburn	\$6,500	Spendthrift Farm	91	22 (24%)	2 (2.2%)			

Progeny Performance for Second-Crop Sires

The following table lists progeny performance statistics for active North American sires whose first crop year was 2012 (first 2-year-olds in 2014). Sires were included only if they had 30 or more named foals of racing age and 10 or more foals in 2015. Listed for each sire are his 2015 stud fee and location at stud in 2015. Racing statistics include named foals of racing age, 2015 named 2-year-olds, runners, winners, repeat winners, 2-year-old winners, stakes horses, stakes winners, graded stakes winners, and grade I stakes winners. All percentages are from named foals of racing age except repeat winners, which is from winners. Racing statistics are Northern Hemisphere only through Aug. 23, 2015.

Stallion (Loc.)	'15 Fee	NFORA	'15 Named 2YOs	Rnrs (% FIs)	Wnrs (% FIs)	Rpt Wnrs (% Wnrs)	2YO Wnrs (% FIs)	SH (% FIs)	SW (% FIs)	GSW (% FIs)	G1SW (% FIs)
Affirmatif (OK)	\$1,000	41	18	16 (39%)	7 (17%)	2 (29%)	2 (4.9%)	1 (2.4%)	1 (2.4%)		
Blame (KY)	\$20,000	140	69	69 (49%)	35 (25%)	12 (34%)	13 (9.3%)	9 (6.4%)	3 (2.1%)	2 (1.4%)	
Charitable Man (WV)	\$3,500	82	46	32 (39%)	16 (20%)	7 (44%)	5 (6.1%)	4 (4.9%)	2 (2.4%)		
Concord Point (KY)	\$7,500	83	40	37 (45%)	25 (30%)	5 (20%)	15 (18%)	5 (6.0%)	3 (3.6%)		
Desert Party (NY)	\$7,500	102	29	64 (63%)	29 (28%)	11 (38%)	12 (12%)	6 (5.9%)	3 (2.9%)	1 (1.0%)	
Discreetly Mine (KY)	\$10,000	159	72	88 (55%)	49 (31%)	16 (33%)	27 (17%)	4 (2.5%)	1 (0.6%)		
Eskendereya (KY)	\$17,500	172	74	84 (49%)	39 (23%)	17 (44%)	14 (8.1%)	8 (4.7%)	4 (2.3%)		
Grasshopper (TX)	\$3,500	52	27	28 (54%)	13 (25%)	6 (46%)	8 (15%)	4 (7.7%)	2 (3.8%)		
Hold Me Back (KY)	\$5,000	137	65	69 (50%)	38 (28%)	11 (29%)	12 (8.8%)	9 (6.6%)	2 (1.5%)		
Honest Man (LA)	\$2,000	33	15	9 (27%)	1 (3.0%)		1 (3.0%)				
Kantharos (FL)	\$5,000	71	21	42 (59%)	29 (41%)	8 (28%)	20 (28%)	9 (13%)	3 (4.2%)	1 (1.4%)	
Line of David (KY)	\$3,500	80	30	42 (53%)	23 (29%)	9 (39%)	10 (13%)	9 (11%)	3 (3.8%)	1 (1.3%)	
Lookin At Lucky (KY)	\$25,000	156	65	82 (53%)	49 (31%)	23 (47%)	28 (18%)	13 (8.3%)	7 (4.5%)	2 (1.3%)	
Majesticperfection (KY)	\$20,000	108	37	55 (51%)	34 (31%)	13 (38%)	20 (19%)	9 (8.3%)	4 (3.7%)	2 (1.9%)	1 (0.9%)
Marsh Side (NY)	\$2,500	34	21	7 (21%)	3 (8.8%)		1 (2.9%)				
Midshipman (KY)	\$7,500	107	41	67 (63%)	38 (36%)	17 (45%)	20 (19%)	9 (8.4%)	5 (4.7%)		
Munnings (KY)	\$12,500	150	52	86 (57%)	56 (37%)	25 (45%)	31 (21%)	16 (11%)	10 (6.7%)	2 (1.3%)	
Neko Bay (LA)	\$2,500	39	15	24 (62%)	11 (28%)	4 (36%)	7 (18%)	1 (2.6%)			
Not Bourbon (ON)	\$5,000	42	15	24 (57%)	15 (36%)	5 (33%)	5 (12%)	3 (7.1%)			
Orthodox (LA)	\$1,000	45	18	10 (22%)	4 (8.9%)	1 (25%)	1 (2.2%)				
Plan (MD)	\$2,500	40	28	5 (13%)							
Quality Road (KY)	\$35,000	161	57	86 (53%)	40 (25%)	16 (40%)	18 (11%)	8 (5.0%)	5 (3.1%)	2 (1.2%)	1 (0.6%)
Silver City (TX)	\$3,500	32	14	23 (72%)	14 (44%)	5 (36%)	12 (38%)	3 (9.4%)	1 (3.1%)	1 (3.1%)	
Sing Baby Sing (TX)	\$2,500	45	19	25 (56%)	13 (29%)	7 (54%)	4 (8.9%)	2 (4.4%)			
Smooth Air (LA)	\$2,500	32	16	12 (38%)	5 (16%)	1 (20%)	2 (6.3%)				
Southwestern Heat (NM)	\$2,500	40	22	25 (63%)	10 (25%)	4 (40%)	8 (20%)	4 (10%)	2 (5.0%)		
Street Magician (MD)	\$3,000	51	13	30 (59%)	15 (29%)	4 (27%)	5 (9.8%)	4 (7.8%)	3 (5.9%)		
Sundarban (CA)	\$2,500	47	29	6 (13%)	1 (2.1%)						
Super Saver (KY)	\$35,000	182	71	90 (49%)	41 (23%)	13 (32%)	18 (9.9%)	12 (6.6%)	6 (3.3%)	4 (2.2%)	2 (1.1%)
Tale of Ekati (KY)	\$15,000	116	54	55 (47%)	31 (27%)	11 (35%)	16 (14%)	6 (5.2%)	1 (0.9%)	1 (0.9%)	
Temple City (KY)	\$12,500	148	60	74 (50%)	32 (22%)	13 (41%)	12 (8.1%)	8 (5.4%)	5 (3.4%)	1 (0.7%)	
The Pamplemousse (CA)	\$2,500	33	14	15 (45%)	7 (21%)		3 (9.1%)	2 (6.1%)			
Tizdejavu (KY)	\$5,000	96	46	34 (35%)	19 (20%)	8 (42%)	10 (10%)	2 (2.1%)	1 (1.0%)		
Warrior's Reward (KY)	\$25,000	152	55	89 (59%)	44 (29%)	14 (32%)	16 (11%)	13 (8.6%)	3 (2.0%)		

Progeny Performance for Third-Crop Sires

The following table lists progeny performance statistics for active North American sires whose first crop year was 2011 (first 2-year-olds in 2013). Sires were included only if they had 45 or more named foals of racing age and 10 or more foals in 2015. Listed for each sire are his 2015 stud fee, location at stud in 2015, and lifetime AEI. Racing statistics include named foals of racing age, runners, winners, repeat winners, 2-year-old winners, stakes horses, stakes winners, graded stakes winners, grade I stakes winners, and average winning distance (AWD). All percentages are from named foals of racing age except repeat winners, which is from winners. Racing statistics are Northern Hemisphere only through Aug. 23, 2015.

Stallion (Loc.)	'15 Fee	AEI	NFORA	Rnrs (% FIs)	Wnrs (% FIs)	Rpt Wnrs (% Wnrs)	2YO Wnrs (% FIs)	SH (% FIs)	SW (% FIs)	GSW (% FIs)	G1SW (% FIs)	AWD
Benny the Bull (FL)	\$2,500	0.96	78	53 (68%)	30 (38%)	17 (57%)	11 (14%)	2 (2.6%)	1 (1.3%)	1 (1.3%)	1 (1.3%)	6.10
Colonel John (KY)	\$10,000	1.04	261	158 (61%)	85 (33%)	44 (52%)	24 (9.2%)	14 (5.4%)	4 (1.5%)	2 (0.8%)		7.06
Cosmonaut (NY)	\$5,000	1.05	65	31 (48%)	16 (25%)	5 (31%)	6 (9.2%)	3 (4.6%)	2 (3.1%)			7.55
Cowboy Cal (KY)	\$5,000	0.95	180	109 (61%)	72 (40%)	41 (57%)	23 (13%)	9 (5.0%)	2 (1.1%)	1 (0.6%)		6.75
Denis of Cork (WV)	\$3,500	0.67	59	26 (44%)	11 (19%)	8 (73%)	5 (8.5%)	2 (3.4%)				7.08
Desert Code (CA)	\$2,000	0.97	78	47 (60%)	27 (35%)	16 (59%)	11 (14%)	5 (6.4%)	2 (2.6%)			5.83
Diabolical (NM)	\$3,500	0.98	102	80 (78%)	60 (59%)	35 (58%)	34 (33%)	18 (18%)	10 (9.8%)			5.55
Dixie Chatter (CA)	\$4,000	0.78	121	65 (54%)	31 (26%)	18 (58%)	10 (8.3%)	6 (5.0%)	2 (1.7%)			6.77
Einstein (BRZ) (ON)	\$5,000	0.68	111	56 (50%)	29 (26%)	15 (52%)	9 (8.1%)	2 (1.8%)				6.76
Forefathers (LA)	\$2,000	0.69	107	64 (60%)	34 (32%)	14 (41%)	13 (12%)	3 (2.8%)	1 (0.9%)			6.02
Fort Prado (KY)	\$5,000	0.90	111	53 (48%)	31 (28%)	14 (45%)	16 (14%)	5 (4.5%)	3 (2.7%)	1 (0.9%)		7.67
Giant Gizmo (ON)	\$5,000	1.85	90	57 (63%)	33 (37%)	22 (67%)	14 (16%)	7 (7.8%)	3 (3.3%)			6.66
Grazen (CA)	\$2,500	1.47	47	30 (64%)	20 (43%)	13 (65%)	6 (13%)	4 (8.5%)	1 (2.1%)			6.48
In Summation (FL)	\$2,500	0.96	152	90 (59%)	64 (42%)	32 (50%)	25 (16%)	7 (4.6%)	2 (1.3%)	1 (0.7%)		6.23
Leonnatus Anteus (ON)	\$3,500	1.12	55	26 (47%)	16 (29%)	6 (38%)	4 (7.3%)	4 (7.3%)	1 (1.8%)			6.43
Mr. Nightlinger (OK)	\$2,500	0.58	110	53 (48%)	27 (25%)	11 (41%)	9 (8.2%)	6 (5.5%)	1 (0.9%)			5.82
My Pal Charlie (LA)	\$2,500	0.87	88	58 (66%)	40 (45%)	19 (48%)	14 (16%)	7 (8.0%)	1 (1.1%)			6.49
Old Fashioned (KY)	\$12,500	1.29	205	121 (59%)	73 (36%)	30 (41%)	24 (12%)	9 (4.4%)	5 (2.4%)	3 (1.5%)	1 (0.5%)	6.41
Papa Clem (CA)	\$5,000	0.97	151	84 (56%)	49 (32%)	26 (53%)	20 (13%)	7 (4.6%)	4 (2.6%)			6.69
Pioneerof the Nile (KY)	\$60,000	2.90	197	115 (58%)	67 (34%)	35 (52%)	19 (9.6%)	16 (8.1%)	6 (3.0%)	5 (2.5%)	1 (0.5%)	7.49
Save Big Money (OK)	\$2,000	0.67	62	35 (56%)	16 (26%)	11 (69%)	4 (6.5%)	5 (8.1%)	1 (1.6%)			7.36
Square Eddie (CA)	\$10,000	1.62	81	58 (72%)	39 (48%)	22 (56%)	14 (17%)	10 (12%)	4 (4.9%)			5.95
Talent Search (PA)	\$2,500	1.01	79	49 (62%)	32 (41%)	19 (59%)	10 (13%)	1 (1.3%)				6.01
Two Step Salsa (FL)	\$7,500	1.45	119	70 (59%)	41 (34%)	26 (63%)	15 (13%)	7 (5.9%)	3 (2.5%)	2 (1.7%)	1 (0.8%)	6.67
U S Ranger (CA)	\$3,000	0.60	201	117 (58%)	46 (23%)	21 (46%)	15 (7.5%)	3 (1.5%)	2 (1.0%)	2 (1.0%)		6.52

First Crop Year	Sires	NFORA	Rnrs (% FIs)	Wnrs (% FIs)	Rpt Wnrs (% Wnrs)	2YO Wnrs (% FIs)	SH (% FIs)	SW (% FIs)	GSW (% FIs)	G1SW (% FIs)
2011	25	2,910	1,705 (59%)	989 (34%)	520 (53%)	355 (12%)	162 (5.6%)	61 (2.1%)	18 (0.6%)	4 (0.1%)
2012	34	3,008	1,504 (50%)	786 (26%)	288 (37%)	376 (13%)	183 (6.1%)	80 (2.7%)	20 (0.7%)	4 (0.1%)
2013	47	2,230	474 (21%)	102 (4.6%)	8 (7.8%)	102 (4.6%)	21 (0.9%)	7 (0.3%)	2 (0.1%)	
All Young Sires	106	8,148	3,683 (45%)	1,877 (23%)	816 (43%)	833 (10%)	366 (4.5%)	148 (1.8%)	40 (0.5%)	8 (0.1%)

Progeny Performance for Proven Sires

The following table lists progeny performance statistics for active North American sires by stud fee range. Sires were included only if they had at least 60 or more named foals of racing age, 10 or more foals in 2015, and had a first crop year of 2010 or earlier. Listed for each sire are his 2015 stud fee, location at stud in 2015, 2015 stud fee, and lifetime AEI. Racing statistics include named foals of racing age, runners, winners, repeat winners, 2-year-old winners, stakes horses, stakes winners, graded stakes winners, grade I stakes winners, and average winning distance (AWD). All percentages are from named foals of racing age except repeat winners, which is from winners. Racing statistics are Northern Hemisphere only through Aug. 23, 2015.

Stallion (FCY, Loc.)	'15 Fee	AEI	NFORA	Rnrs (% FIs)	Wnrs (% FIs)	Rpt Wnrs (% Wnrs)	2YO Wnrs (% FIs)	SH (% FIs)	SW (% FIs)	GSW (% FIs)	G1SW (% FIs)	AWD
\$100,000+												
Distorted Humor ('00, KY)	\$100,000	2.12	1,137	925 (81%)	720 (63%)	499 (69%)	168 (15%)	212 (19%)	122 (11%)	49 (4.3%)	14 (1.2%)	7.09
Kitten's Joy ('07, KY)	\$100,000	1.82	747	523 (70%)	377 (50%)	251 (67%)	131 (18%)	98 (13%)	62 (8.3%)	24 (3.2%)	7 (0.9%)	7.73
Medaglia d'Oro ('06, KY)	\$125,000	2.10	887	623 (70%)	401 (45%)	259 (65%)	93 (10%)	118 (13%)	75 (8.5%)	35 (3.9%)	13 (1.5%)	7.54
Smart Strike ('98, KY)	\$100,000	2.23	1,312	1,029 (78%)	753 (57%)	522 (69%)	173 (13%)	209 (16%)	114 (8.7%)	59 (4.5%)	17 (1.3%)	7.58
Tapit ('06, KY)	\$300,000	2.33	822	650 (79%)	487 (59%)	320 (66%)	146 (18%)	142 (17%)	66 (8.0%)	42 (5.1%)	17 (2.1%)	7.43
War Front ('08, KY)	\$150,000	2.40	375	279 (74%)	192 (51%)	118 (61%)	74 (20%)	62 (17%)	39 (10%)	22 (5.9%)	11 (2.9%)	7.19
\$50,000-\$99,999												
Awesome Again ('00, KY)	\$75,000	2.15	974	674 (69%)	491 (50%)	356 (73%)	86 (8.8%)	103 (11%)	59 (6.1%)	31 (3.2%)	14 (1.4%)	7.41
Bernardini ('08, KY)	\$85,000	1.62	598	423 (71%)	236 (39%)	138 (58%)	61 (10%)	52 (8.7%)	27 (4.5%)	19 (3.2%)	8 (1.3%)	7.60
Candy Ride (ARG) ('06, KY)	\$60,000	1.89	862	594 (69%)	417 (48%)	283 (68%)	111 (13%)	90 (10%)	48 (5.6%)	20 (2.3%)	8 (0.9%)	6.94
Ghostzapper ('07, KY)	\$60,000	2.34	496	342 (69%)	251 (51%)	179 (71%)	57 (11%)	66 (13%)	47 (9.5%)	24 (4.8%)	8 (1.6%)	7.18
Giant's Causeway ('02, KY)	\$85,000	1.85	1,407	1,056 (75%)	677 (48%)	439 (65%)	154 (11%)	195 (14%)	114 (8.1%)	66 (4.7%)	18 (1.3%)	8.19
Malibu Moon ('01, KY)	\$95,000	1.69	1,237	975 (79%)	704 (57%)	491 (70%)	182 (15%)	156 (13%)	90 (7.3%)	33 (2.7%)	9 (0.7%)	7.04
More Than Ready ('02, KY)	\$50,000	1.67	1,104	923 (84%)	685 (62%)	455 (66%)	208 (19%)	157 (14%)	80 (7.2%)	28 (2.5%)	6 (0.5%)	6.93
Speightstown ('06, KY)	\$80,000	2.11	667	540 (81%)	424 (64%)	324 (76%)	121 (18%)	112 (17%)	70 (10%)	29 (4.3%)	12 (1.8%)	6.47
Tiznow ('03, KY)	\$75,000	1.76	1,063	777 (73%)	499 (47%)	317 (64%)	105 (9.9%)	118 (11%)	61 (5.7%)	33 (3.1%)	12 (1.1%)	7.55
\$25,000-\$49,999												
Arch ('00, KY)	\$40,000	1.74	835	631 (76%)	442 (53%)	288 (65%)	87 (10%)	103 (12%)	55 (6.6%)	34 (4.1%)	10 (1.2%)	7.74
Broken Vow ('03, KY)	\$25,000	1.44	956	740 (77%)	591 (62%)	426 (72%)	146 (15%)	128 (13%)	65 (6.8%)	24 (2.5%)	7 (0.7%)	7.12
City Zip ('03, KY)	\$40,000	1.72	880	695 (79%)	544 (62%)	417 (77%)	186 (21%)	127 (14%)	59 (6.7%)	21 (2.4%)	6 (0.7%)	6.50
Congrats ('08, KY)	\$35,000	1.35	526	360 (68%)	255 (48%)	183 (72%)	81 (15%)	50 (9.5%)	18 (3.4%)	5 (1.0%)	3 (0.6%)	6.75
Curlin ('10, KY)	\$35,000	2.07	371	236 (64%)	166 (45%)	97 (58%)	44 (12%)	41 (11%)	20 (5.4%)	8 (2.2%)	3 (0.8%)	7.58
Elusive Quality ('00, KY)	\$40,000	1.64	1,205	961 (80%)	686 (57%)	430 (63%)	184 (15%)	151 (13%)	79 (6.6%)	28 (2.3%)	8 (0.7%)	6.81
English Channel ('09, KY)	\$25,000	1.66	354	250 (71%)	155 (44%)	112 (72%)	24 (6.8%)	38 (11%)	19 (5.4%)	11 (3.1%)	3 (0.8%)	7.94
Into Mischief ('10, KY)	\$35,000	2.96	137	93 (68%)	65 (47%)	42 (65%)	23 (17%)	18 (13%)	12 (8.8%)	4 (2.9%)	1 (0.7%)	6.68
Lemon Drop Kid ('02, KY)	\$40,000	1.78	1,011	732 (72%)	518 (51%)	359 (69%)	117 (12%)	150 (15%)	85 (8.4%)	38 (3.8%)	7 (0.7%)	7.83
Midnight Lute ('10, KY)	\$25,000	1.78	295	189 (64%)	117 (40%)	77 (66%)	26 (8.8%)	33 (11%)	15 (5.1%)	8 (2.7%)	3 (1.0%)	7.12
Mineshaft ('05, KY)	\$25,000	1.88	606	419 (69%)	284 (47%)	195 (69%)	75 (12%)	71 (12%)	38 (6.3%)	16 (2.6%)	5 (0.8%)	7.37
Mizzen Mast ('04, KY)	\$25,000	1.39	717	554 (77%)	389 (54%)	259 (67%)	100 (14%)	77 (11%)	40 (5.6%)	15 (2.1%)	6 (0.8%)	7.46
Scat Daddy ('09, KY)	\$35,000	1.73	469	332 (71%)	219 (47%)	139 (63%)	94 (20%)	53 (11%)	28 (6.0%)	15 (3.2%)	2 (0.4%)	7.04
Stormy Atlantic ('00, KY)	\$25,000	1.51	1,319	1,055 (80%)	762 (58%)	525 (69%)	224 (17%)	160 (12%)	93 (7.1%)	35 (2.7%)	6 (0.5%)	6.58
Street Sense ('09, KY)	\$35,000	1.69	429	304 (71%)	213 (50%)	139 (65%)	46 (11%)	55 (13%)	29 (6.8%)	12 (2.8%)	4 (0.9%)	7.17
Tale of the Cat ('00, KY)	\$30,000	1.44	1,471	1,172 (80%)	866 (59%)	588 (68%)	263 (18%)	165 (11%)	77 (5.2%)	28 (1.9%)	8 (0.5%)	6.69
\$15,000-\$24,999												
Artie Schiller ('08, KY)	\$15,000	1.21	409	288 (70%)	191 (47%)	129 (68%)	55 (13%)	38 (9.3%)	18 (4.4%)	6 (1.5%)	2 (0.5%)	7.03
Exchange Rate ('03, KY)	\$20,000	1.56	693	559 (81%)	433 (62%)	300 (69%)	131 (19%)	81 (12%)	48 (6.9%)	14 (2.0%)	5 (0.7%)	6.69
First Samurai ('08, KY)	\$15,000	1.66	308	244 (79%)	173 (56%)	115 (66%)	49 (16%)	38 (12%)	21 (6.8%)	10 (3.2%)	3 (1.0%)	6.97
Flatter ('05, KY)	\$20,000	1.61	613	471 (77%)	350 (57%)	242 (69%)	107 (17%)	68 (11%)	36 (5.9%)	10 (1.6%)	1 (0.2%)	6.90
Hat Trick (JPN) ('09, KY)	\$15,000	1.24	227	125 (55%)	77 (34%)	43 (56%)	18 (7.9%)	13 (5.7%)	10 (4.4%)	4 (1.8%)	1 (0.4%)	7.18
Macho Uno ('05, KY)	\$20,000	1.69	558	426 (76%)	325 (58%)	232 (71%)	96 (17%)	59 (11%)	30 (5.4%)	14 (2.5%)	4 (0.7%)	6.91

continued

Progeny Performance for Proven Sires continued

Stallion (FCY, Loc.)	'15 Fee	AEI	NFORA	Rnrs (% Fls)	Wnrs (% Fls)	Rpt Wnrs (% Wnrs)	2YO Wnrs (% Fls)	SH (% Fls)	SW (% Fls)	GSW (% Fls)	G1SW (% Fls)	AWD
Majestic Warrior ('10, KY)	\$17,500	1.47	345	226 (66%)	153 (44%)	88 (58%)	52 (15%)	28 (8.1%)	11 (3.2%)	5 (1.4%)	1 (0.3%)	6.94
Not For Love ('97, MD)	\$15,000	1.70	925	771 (83%)	613 (66%)	473 (77%)	130 (14%)	151 (16%)	81 (8.8%)	13 (1.4%)		6.47
Sky Mesa ('05, KY)	\$20,000	1.53	712	536 (75%)	390 (55%)	253 (65%)	135 (19%)	101 (14%)	49 (6.9%)	18 (2.5%)	3 (0.4%)	6.82
Unusual Heat ('99, CA)	\$20,000	2.04	707	519 (73%)	374 (53%)	276 (74%)	50 (7.1%)	92 (13%)	49 (6.9%)	12 (1.7%)	5 (0.7%)	7.20
\$10,000-\$14,999												
Afleet Alex ('07, KY)	\$12,500	1.53	650	453 (70%)	317 (49%)	214 (68%)	78 (12%)	57 (8.8%)	32 (4.9%)	16 (2.5%)	7 (1.1%)	7.45
Bellamy Road ('08, KY)	\$10,000	1.22	411	270 (66%)	174 (42%)	104 (60%)	45 (11%)	35 (8.5%)	23 (5.6%)	7 (1.7%)	1 (0.2%)	7.12
Even the Score ('06, KY)	\$10,000	1.17	352	281 (80%)	219 (62%)	158 (72%)	53 (15%)	31 (8.8%)	14 (4.0%)	5 (1.4%)	2 (0.6%)	6.76
First Defence ('10, KY)	\$10,000	1.74	162	114 (70%)	83 (51%)	50 (60%)	26 (16%)	14 (8.6%)	8 (4.9%)	3 (1.9%)	1 (0.6%)	6.90
Freud ('03, NY)	\$10,000	1.66	635	456 (72%)	321 (51%)	214 (67%)	86 (14%)	84 (13%)	40 (6.3%)	7 (1.1%)	2 (0.3%)	6.68
Frost Giant ('10, NY)	\$10,000	1.73	105	66 (63%)	37 (35%)	27 (73%)	15 (14%)	10 (9.5%)	5 (4.8%)			6.77
Include ('04, KY)	\$10,000	1.51	603	475 (79%)	383 (64%)	278 (73%)	107 (18%)	76 (13%)	35 (5.8%)	11 (1.8%)	6 (1.0%)	7.29
Jump Start ('04, PA)	\$10,000	1.55	666	481 (72%)	360 (54%)	255 (71%)	113 (17%)	73 (11%)	41 (6.2%)	10 (1.5%)	1 (0.2%)	6.85
Lucky Pulpit ('08, CA)	\$10,000	1.94	236	145 (61%)	92 (39%)	41 (45%)	35 (15%)	16 (6.8%)	6 (2.5%)	1 (0.4%)	1 (0.4%)	6.41
Proud Citizen ('05, KY)	\$10,000	1.36	587	450 (77%)	338 (58%)	247 (73%)	99 (17%)	62 (11%)	28 (4.8%)	9 (1.5%)	2 (0.3%)	6.94
Street Boss ('10, KY)	\$10,000	1.57	288	196 (68%)	146 (51%)	76 (52%)	57 (20%)	25 (8.7%)	15 (5.2%)	4 (1.4%)	2 (0.7%)	6.61
Successful Appeal ('02, KY)	\$10,000	1.76	614	480 (78%)	390 (64%)	299 (77%)	141 (23%)	94 (15%)	51 (8.3%)	14 (2.3%)	2 (0.3%)	6.69
Wildcat Heir ('07, FL)	\$10,000	1.45	540	438 (81%)	345 (64%)	261 (76%)	126 (23%)	61 (11%)	28 (5.2%)	9 (1.7%)	2 (0.4%)	6.08
Yes It's True ('02, KY)	\$10,000	1.40	919	777 (85%)	627 (68%)	459 (73%)	202 (22%)	105 (11%)	56 (6.1%)	14 (1.5%)	3 (0.3%)	6.41
\$5,000-\$9,999												
Awesome Gambler ('09, CA)	\$5,000	0.89	165	96 (58%)	44 (27%)	19 (43%)	18 (11%)	9 (5.5%)	2 (1.2%)	1 (0.6%)	1 (0.6%)	6.10
Awesome of Course ('05, FL)	\$5,000	2.25	129	82 (64%)	58 (45%)	31 (53%)	25 (19%)	14 (11%)	7 (5.4%)	3 (2.3%)	1 (0.8%)	6.44
Badge of Silver ('08, ON)	\$5,000	1.20	296	238 (80%)	177 (60%)	119 (67%)	52 (18%)	25 (8.4%)	12 (4.1%)	3 (1.0%)	2 (0.7%)	6.95
Big Brown ('10, NY)	\$8,500	1.37	300	192 (64%)	132 (44%)	78 (59%)	42 (14%)	31 (10%)	15 (5.0%)	5 (1.7%)	1 (0.3%)	7.28
Birdstone ('06, KY)	\$5,000	1.36	458	324 (71%)	212 (46%)	137 (65%)	47 (10%)	30 (6.6%)	16 (3.5%)	10 (2.2%)	3 (0.7%)	7.42
Bluegrass Cat ('08, CA)	\$6,500	1.25	542	413 (76%)	295 (54%)	213 (72%)	99 (18%)	60 (11%)	24 (4.4%)	6 (1.1%)		7.16
Bob and John ('09, NY)	\$6,000	0.99	188	148 (79%)	120 (64%)	79 (66%)	33 (18%)	17 (9.0%)	9 (4.8%)			6.90
Bustin Stones ('10, NY)	\$5,000	1.32	111	67 (60%)	47 (42%)	27 (57%)	15 (14%)	5 (4.5%)	2 (1.8%)	1 (0.9%)		5.99
Congaree ('06, NY)	\$7,500	1.36	324	245 (76%)	169 (52%)	117 (69%)	49 (15%)	29 (9.0%)	15 (4.6%)	6 (1.9%)	3 (0.9%)	6.77
Discreet Cat ('09, KY)	\$7,500	1.38	424	292 (69%)	200 (47%)	134 (67%)	63 (15%)	38 (9.0%)	22 (5.2%)	10 (2.4%)	3 (0.7%)	6.46
Divine Park ('10, KY)	\$7,500	1.33	158	99 (63%)	72 (46%)	44 (61%)	21 (13%)	15 (9.5%)	5 (3.2%)	2 (1.3%)	1 (0.6%)	7.23
Fusaichi Pegasus ('02, KY)	\$7,500	1.30	1,055	850 (81%)	581 (55%)	368 (63%)	151 (14%)	112 (11%)	46 (4.4%)	16 (1.5%)	6 (0.6%)	7.19
Half Ours ('09, LA)	\$5,000	1.04	305	204 (67%)	138 (45%)	84 (61%)	55 (18%)	20 (6.6%)	7 (2.3%)			6.02
Harbor the Gold ('06, OR)	\$5,500	0.62	250	189 (76%)	127 (51%)	86 (68%)	54 (22%)	47 (19%)	22 (8.8%)	1 (0.4%)		6.15
Heatseeker (IRE) ('10, CA)	\$5,000	1.13	137	90 (66%)	63 (46%)	39 (62%)	20 (15%)	19 (14%)	9 (6.6%)	2 (1.5%)	1 (0.7%)	7.24
High Cotton ('09, FL)	\$5,000	1.02	249	159 (64%)	108 (43%)	53 (49%)	43 (17%)	11 (4.4%)	5 (2.0%)	2 (0.8%)	1 (0.4%)	6.58
Istan ('09, KY)	\$7,500	1.49	93	60 (65%)	44 (47%)	34 (77%)	12 (13%)	11 (12%)	5 (5.4%)	4 (4.3%)		7.08
Kafwain ('05, CA)	\$5,000	1.11	511	371 (73%)	273 (53%)	185 (68%)	82 (16%)	41 (8.0%)	21 (4.1%)	6 (1.2%)	2 (0.4%)	6.43
Langfuhr ('99, KY)	\$7,500	1.44	1,205	1,037 (86%)	783 (65%)	568 (73%)	193 (16%)	145 (12%)	73 (6.1%)	21 (1.7%)	7 (0.6%)	7.19
Milwaukee Brew ('05, ON)	\$7,500	1.22	479	375 (78%)	287 (60%)	192 (67%)	73 (15%)	37 (7.7%)	23 (4.8%)	2 (0.4%)	1 (0.2%)	7.09
Northern Afleet ('00, KY)	\$7,500	1.50	918	740 (81%)	576 (63%)	438 (76%)	123 (13%)	93 (10%)	50 (5.4%)	13 (1.4%)	6 (0.7%)	6.66
Orientate ('04, MD)	\$5,000	1.28	673	546 (81%)	418 (62%)	310 (74%)	114 (17%)	72 (11%)	38 (5.6%)	7 (1.0%)	4 (0.6%)	6.52
Perfect Soul (IRE) ('06, KY)	\$7,500	0.86	416	321 (77%)	195 (47%)	113 (58%)	27 (6.5%)	24 (5.8%)	6 (1.4%)	1 (0.2%)	1 (0.2%)	7.44
Petionville ('98, MD)	\$5,000	1.32	684	588 (86%)	470 (69%)	354 (75%)	115 (17%)	94 (14%)	49 (7.2%)	12 (1.8%)	1 (0.1%)	6.86
Point Given ('03, KY)	\$7,500	1.36	478	374 (78%)	248 (52%)	165 (67%)	44 (9.2%)	43 (9.0%)	19 (4.0%)	8 (1.7%)	3 (0.6%)	7.20
Pollard's Vision ('07, FL)	\$6,500	1.35	362	260 (72%)	187 (52%)	126 (67%)	53 (15%)	29 (8.0%)	18 (5.0%)	1 (0.3%)	1 (0.3%)	6.92

continued

Progeny Performance for Proven Sires continued

Stallion (FCY, Loc.)	'15 Fee	AEI	NFORA	Rnrs (% Fls)	Wnrs (% Fls)	Rpt Wnrs (% Wnrs)	2YO Wnrs (% Fls)	SH (% Fls)	SW (% Fls)	GSW (% Fls)	G1SW (% Fls)	AWD
Posse ('05, NY)	\$5,000	1.37	629	488 (78%)	362 (58%)	266 (73%)	108 (17%)	52 (8.3%)	28 (4.5%)	6 (1.0%)	3 (0.5%)	6.41
Quinton's Gold ('06, NM)	\$5,000	1.47	106	77 (73%)	52 (49%)	37 (71%)	25 (24%)	20 (19%)	9 (8.5%)			5.92
Roman Ruler ('07, KY)	\$7,500	1.68	426	336 (79%)	262 (62%)	195 (74%)	86 (20%)	43 (10%)	20 (4.7%)	6 (1.4%)	4 (0.9%)	6.63
Run Away and Hide ('10, KY)	\$7,500	1.33	146	94 (64%)	66 (45%)	40 (61%)	21 (14%)	14 (9.6%)	7 (4.8%)	3 (2.1%)		6.34
Silent Name (JPN) ('09, ON)	\$7,500	1.50	160	119 (74%)	77 (48%)	56 (73%)	19 (12%)	20 (13%)	11 (6.9%)	2 (1.3%)		7.02
Sligo Bay (IRE) ('05, ON)	\$7,500	1.23	365	263 (72%)	177 (48%)	130 (73%)	38 (10%)	20 (5.5%)	10 (2.7%)	6 (1.6%)		7.88
Stephen Got Even ('02, KY)	\$5,000	1.32	763	614 (80%)	469 (61%)	326 (70%)	100 (13%)	87 (11%)	38 (5.0%)	15 (2.0%)	5 (0.7%)	7.25
Stroll ('06, KY)	\$5,000	1.10	169	122 (72%)	88 (52%)	52 (59%)	31 (18%)	17 (10%)	10 (5.9%)	4 (2.4%)		6.50
Teuflesberg ('09, NY)	\$5,000	1.71	81	58 (72%)	35 (43%)	30 (86%)	10 (12%)	8 (9.9%)	4 (4.9%)	1 (1.2%)	1 (1.2%)	6.53
Vronsky ('06, CA)	\$6,500	1.46	156	91 (58%)	59 (38%)	45 (76%)	8 (5.1%)	8 (5.1%)	6 (3.8%)	1 (0.6%)		6.59
With Distinction ('08, FL)	\$7,500	1.14	426	336 (79%)	266 (62%)	186 (70%)	81 (19%)	34 (8.0%)	11 (2.6%)	2 (0.5%)		6.38
Less than \$5,000												
Affirmative ('06, CA)	\$1,000	1.21	89	59 (66%)	36 (40%)	23 (64%)	5 (5.6%)	3 (3.4%)	2 (2.2%)	1 (1.1%)	1 (1.1%)	7.08
Alphabet Soup ('99, KY)	\$3,500	1.20	822	659 (80%)	463 (56%)	342 (74%)	60 (7.3%)	68 (8.3%)	47 (5.7%)	15 (1.8%)	3 (0.4%)	7.14
Attila's Storm ('09, NM)	\$3,000	1.34	119	72 (61%)	53 (45%)	35 (66%)	34 (29%)	24 (20%)	12 (10%)			5.90
Brahms ('03, AR)	\$2,000	1.08	489	393 (80%)	275 (56%)	191 (69%)	51 (10%)	41 (8.4%)	19 (3.9%)	3 (0.6%)		6.94
Brother Derek ('10, WV)	\$3,500	1.25	122	87 (71%)	66 (54%)	41 (62%)	23 (19%)	11 (9.0%)	6 (4.9%)	1 (0.8%)	1 (0.8%)	6.71
Cape Canaveral ('02, AB)	\$3,000	1.02	409	342 (84%)	252 (62%)	165 (65%)	91 (22%)	57 (14%)	25 (6.1%)	5 (1.2%)	1 (0.2%)	6.19
Cause to Believe ('10, BC)	\$2,500	0.53	92	67 (73%)	42 (46%)	20 (48%)	17 (18%)	7 (7.6%)	6 (6.5%)			6.35
Closing Argument ('07, LA)	\$4,000	1.26	390	306 (78%)	230 (59%)	169 (73%)	78 (20%)	35 (9.0%)	18 (4.6%)	2 (0.5%)		6.33
Corinthian ('09, PA)	\$4,000	0.81	461	350 (76%)	228 (49%)	124 (54%)	55 (12%)	18 (3.9%)	8 (1.7%)	1 (0.2%)		7.02
Cyclotron ('08, CA)		1.48	78	31 (40%)	22 (28%)	13 (59%)		3 (3.8%)	2 (2.6%)	1 (1.3%)		6.25
Dance With Ravens ('07, MD)	\$3,000	1.15	335	245 (73%)	170 (51%)	114 (67%)	34 (10%)	18 (5.4%)	10 (3.0%)			6.98
Decarchy ('05, CA)	\$3,000	1.04	347	246 (71%)	169 (49%)	118 (70%)	40 (12%)	27 (7.8%)	13 (3.7%)	1 (0.3%)		6.71
Dome ('03, NM)	\$2,500	0.74	211	157 (74%)	92 (44%)	58 (63%)	42 (20%)	18 (8.5%)	6 (2.8%)			5.82
D'wildcat ('05, LA)	\$3,500	1.40	381	313 (82%)	235 (62%)	163 (69%)	88 (23%)	38 (10%)	15 (3.9%)	4 (1.0%)		6.47
E Dubai ('04, LA)	\$3,500	1.31	613	496 (81%)	391 (64%)	287 (73%)	115 (19%)	68 (11%)	30 (4.9%)	11 (1.8%)	2 (0.3%)	6.86
Early Flyer ('05, TX)	\$2,500	0.83	240	186 (78%)	143 (60%)	96 (67%)	63 (26%)	33 (14%)	18 (7.5%)	1 (0.4%)		6.21
Eddington ('07, CA)	\$3,500	1.32	365	281 (77%)	207 (57%)	153 (74%)	57 (16%)	27 (7.4%)	9 (2.5%)	3 (0.8%)	1 (0.3%)	6.76
Exclusive Quality ('09, FL)	\$2,500	1.11	239	174 (73%)	121 (51%)	82 (68%)	39 (16%)	16 (6.7%)	7 (2.9%)			6.09
Fiber Sonde ('09, WV)	\$1,000	1.31	66	43 (65%)	33 (50%)	18 (55%)	21 (32%)	10 (15%)	4 (6.1%)			5.41
Finality ('05, BC)	\$2,500	0.65	239	193 (81%)	12							

Progeny Performance for Proven Sires continued

Stallion (FCY, Loc.)	'15 Fee	AEI	NFORA	Rnrs (% FIs)	Wnrs (% FIs)	Rpt Wnrs (% Wnrs)	2YO Wnrs (% FIs)	SH (% FIs)	SW (% FIs)	GSW (% FIs)	G1SW (% FIs)	AWD
Littleexpectations ('04, TX)	\$1,500	0.77	197	144 (73%)	100 (51%)	66 (66%)	33 (17%)	11 (5.6%)	4 (2.0%)	1 (0.5%)		6.01
Magic Cat ('02, MN)	\$1,250	0.67	240	188 (78%)	115 (48%)	74 (64%)	51 (21%)	18 (7.5%)	11 (4.6%)			6.51
Margie's Wildcat ('07, AZ)		0.71	95	74 (78%)	54 (57%)	35 (65%)	21 (22%)	4 (4.2%)				6.05
Marino Marini ('06, CA)	\$2,500	0.89	334	225 (67%)	153 (46%)	112 (73%)	34 (10%)	26 (7.8%)	9 (2.7%)			6.05
Mass Media ('08, LA)	\$1,500	1.11	173	134 (77%)	102 (59%)	67 (66%)	44 (25%)	12 (6.9%)	5 (2.9%)			6.33
Ministers Wild Cat ('07, CA)		1.05	295	235 (80%)	167 (57%)	122 (73%)	41 (14%)	32 (11%)	18 (6.1%)	2 (0.7%)		6.33
Mobil ('07, OH)	\$2,500	1.34	151	125 (83%)	86 (57%)	56 (65%)	15 (9.9%)	13 (8.6%)	5 (3.3%)	1 (0.7%)	1 (0.7%)	7.26
Monarchos ('03, KY)	\$4,000	1.28	430	315 (73%)	225 (52%)	146 (65%)	52 (12%)	36 (8.4%)	18 (4.2%)	3 (0.7%)	2 (0.5%)	7.22
My Golden Song ('09, TX)	\$4,000	1.14	78	59 (76%)	45 (58%)	31 (69%)	19 (24%)	14 (18%)	8 (10%)	2 (2.6%)		6.61
Notional ('10, OK)	\$2,000	0.93	244	158 (65%)	101 (41%)	63 (62%)	34 (14%)	15 (6.1%)	6 (2.5%)	2 (0.8%)	1 (0.4%)	6.49
Old Forester ('08, ON)	\$4,000	1.47	317	216 (68%)	138 (44%)	84 (61%)	45 (14%)	24 (7.6%)	10 (3.2%)			6.23
Old Topper ('02, CA)	\$2,500	0.96	519	414 (80%)	321 (62%)	224 (70%)	111 (21%)	56 (11%)	24 (4.6%)	1 (0.2%)		6.23
Oratory ('07, OK)	\$3,500	1.22	170	130 (76%)	94 (55%)	64 (68%)	24 (14%)	14 (8.2%)	3 (1.8%)			6.78
Outflanker ('99, MD)	\$3,000	1.38	513	396 (77%)	297 (58%)	218 (73%)	89 (17%)	49 (9.6%)	23 (4.5%)	5 (1.0%)	1 (0.2%)	6.50
Portobello Road ('10, AR)	\$1,000	0.87	102	59 (58%)	35 (34%)	19 (54%)	4 (3.9%)	4 (3.9%)	2 (2.0%)			6.40
Preachinatthebar ('09, WA)	\$1,000	0.32	76	41 (54%)	22 (29%)	10 (45%)	8 (11%)	2 (2.6%)				5.77
Primary Suspect ('09, AR)	\$1,000	0.77	123	65 (53%)	47 (38%)	34 (72%)	4 (3.3%)	7 (5.7%)	4 (3.3%)			6.17
Pro Prado ('09, NM)	\$2,000	0.61	61	27 (44%)	16 (26%)	11 (69%)	2 (3.3%)	2 (3.3%)				6.03
Read the Footnotes ('06, OK)	\$3,500	1.39	302	216 (72%)	165 (55%)	116 (70%)	42 (14%)	27 (8.9%)	16 (5.3%)	1 (0.3%)	1 (0.3%)	6.74
Richter Scale ('02, AR)	\$1,500	0.75	377	297 (79%)	195 (52%)	131 (67%)	48 (13%)	20 (5.3%)	9 (2.4%)			6.11
Road Ruler ('10, IL)	\$2,000	0.98	75	47 (63%)	37 (49%)	25 (68%)	8 (11%)	3 (4.0%)				5.95
Rocky Bar ('06, CA)	\$2,500	0.92	142	97 (68%)	83 (58%)	62 (75%)	26 (18%)	31 (22%)	19 (13%)	1 (0.7%)		5.85
Roll Hennessy Roll ('06, NM)	\$3,500	1.05	119	93 (78%)	67 (56%)	44 (66%)	32 (27%)	15 (13%)	10 (8.4%)			5.36
Run Production ('04, LA)	\$2,500	1.24	161	110 (68%)	75 (47%)	50 (67%)	22 (14%)	11 (6.8%)	7 (4.3%)			6.46
Scipion ('09, MD)	\$2,500	1.10	111	82 (74%)	49 (44%)	39 (80%)	22 (20%)	6 (5.4%)	3 (2.7%)			6.62
Second in Command ('09, BC)	\$2,000	0.80	75	63 (84%)	43 (57%)	32 (74%)	12 (16%)	8 (11%)	6 (8.0%)			6.32
Silver Wagon ('09, NM)	\$2,500	1.11	61	31 (51%)	22 (36%)	16 (73%)	6 (9.8%)	2 (3.3%)	1 (1.6%)			6.53
Smarty Jones ('06, PA)	\$4,000	1.64	430	302 (70%)	234 (54%)	171 (73%)	43 (10%)	47 (11%)	24 (5.6%)	10 (2.3%)	2 (0.5%)	7.15
Songandaprayer ('03, LA)	\$4,500	1.18	827	699 (85%)	546 (66%)	408 (75%)	179 (22%)	87 (11%)	38 (4.6%)	8 (1.0%)	1 (0.1%)	6.00
Sought After ('04, CA)	\$2,000	0.84	107	75 (70%)	47 (44%)	25 (53%)	13 (12%)	7 (6.5%)	3 (2.8%)	1 (0.9%)	1 (0.9%)	6.48
Southern Image ('07, CA)	\$2,500	1.13	263	195 (74%)	140 (53%)	106 (76%)	37 (14%)	20 (7.6%)	8 (3.0%)	1 (0.4%)		6.67
Special Rate ('07, TX)	\$3,000	0.57	137	92 (67%)	55 (40%)	35 (64%)	14 (10%)	7 (5.1%)	2 (1.5%)			6.76
Stonesider ('09, NY)	\$3,500	1.17	185	106 (57%)	62 (34%)	34 (55%)	7 (3.8%)	7 (3.8%)	3 (1.6%)			6.94
Street Hero ('10, CA)	\$3,500	1.19	127	79 (62%)	50 (39%)	32 (64%)	14 (11%)	8 (6.3%)	4 (3.1%)	2 (1.6%)	2 (1.6%)	7.37
Surf Cat ('10, CA)		0.71	78	49 (63%)	32 (41%)	15 (47%)	5 (6.4%)	2 (2.6%)				6.08
Swiss Yodeler ('00, WV)	\$2,000	1.01	745	572 (77%)	415 (56%)	280 (67%)	167 (22%)	80 (11%)	28 (3.8%)	1 (0.1%)	1 (0.1%)	5.98
Tactical Cat ('01, OK)	\$1,000	1.05	561	432 (77%)	302 (54%)	208 (69%)	75 (13%)	51 (9.1%)	26 (4.6%)	4 (0.7%)		6.81
Tenpins ('06, LA)	\$3,000	0.93	334	255 (76%)	174 (52%)	122 (70%)	43 (13%)	26 (7.8%)	9 (2.7%)	2 (0.6%)		7.26
Tizbud ('06, CA)	\$1,500	1.08	162	104 (64%)	67 (41%)	39 (58%)	9 (5.6%)	10 (6.2%)	7 (4.3%)	1 (0.6%)	1 (0.6%)	7.07
Tocet ('06, OK)	\$2,500	1.09	332	255 (77%)	182 (55%)	134 (74%)	46 (14%)	27 (8.1%)	14 (4.2%)	5 (1.5%)	2 (0.6%)	7.31
Too Much Bling ('08, TX)	\$4,000	1.24	151	119 (79%)	92 (61%)	62 (67%)	45 (30%)	31 (21%)	16 (11%)			6.22
Top Hit ('06, AZ)		0.96	88	74 (84%)	59 (67%)	47 (80%)	19 (22%)	25 (28%)	13 (15%)	2 (2.3%)		6.07
Unbridled Energy ('08, MI)		0.88	216	172 (80%)	119 (55%)	81 (68%)	21 (9.7%)	11 (5.1%)	6 (2.8%)			6.84
Uncle Abbie ('03, TX)	\$2,000	0.66	227	142 (63%)	89 (39%)	45 (51%)	18 (7.9%)	12 (5.3%)	8 (3.5%)			6.79
Weigelia ('10, PA)	\$3,500	1.21	69	45 (65%)	32 (46%)	21 (66%)	11 (16%)	4 (5.8%)	3 (4.3%)			6.24
Western Expression ('02, OK)	\$1,500	1.10	329	240 (73%)	166 (50%)	109 (66%)	33 (10%)	18 (5.5%)	5 (1.5%)	1 (0.3%)		6.73

continued

Progeny Performance for Proven Sires continued

Stallion (FCY, Loc.)	'15 Fee	AEI	NFORA	Rnrs (% FIs)	Wnrs (% FIs)	Rpt Wnrs (% Wnrs)	2YO Wnrs (% FIs)	SH (% FIs)	SW (% FIs)	GSW (% FIs)	G1SW (% FIs)	AWD
Where's the Ring ('06, AB)	\$3,000	1.39	310	236 (76%)	157 (51%)	102 (65%)	45 (15%)	27 (8.7%)	11 (3.5%)			6.34
Wilko ('09, ON)		1.12	156	99 (63%)	68 (44%)	43 (63%)	17 (11%)	12 (7.7%)	3 (1.9%)	2 (1.3%)		7.02
Windsor Castle ('05, WV)	\$3,500	1.13	255	170 (67%)	132 (52%)	81 (61%)	27 (11%)	21 (8.2%)	11 (4.3%)			6.01
Woke Up Dreamin ('07, IA)	\$2,000	0.78	138	99 (72%)	67 (49%)	47 (70%)	19 (14%)	12 (8.7%)	8 (5.8%)	1 (0.7%)	1 (0.7%)	6.23
Yankee Gentleman ('05, LA)	\$3,500	1.19	468	355 (76%)	252 (54%)	174 (69%)	79 (17%)	50 (11%)	21 (4.5%)	4 (0.9%)	1 (0.2%)	6.27
Zarbyev ('90, AR)	\$1,500	1.08	351	287 (82%)	199 (57%)	144 (72%)	39 (11%)	34 (9.7%)	15 (4.3%)	1 (0.3%)		7.22

2015 Stud Fee Range	Sires	NFORA	Rnrs (% FIs)	Wnrs (% FIs)	Rpt Wnrs (% Wnrs)	2YO Wnrs (% FIs)	SH (% FIs)	SW (% FIs)	GSW (% FIs)	G1SW (% FIs)
\$100,000+	6	5,280	4,029 (76%)	2,930 (55%)	1,969 (67%)	785 (15%)	841 (16%)	478 (9.1%)	231 (4.4%)	79 (1.5%)
\$50,000-\$99,999	9	8,408	6,304 (75%)	4,384 (52%)	2,982 (68%)	1,085 (13%)	1,049 (12%)	596 (7.1%)	283 (3.4%)	95 (1.1%)
\$25,000-\$49,999	16	11,581	8,723 (75%)	6,272 (54%)	4,276 (68%)	1,720 (15%)	1,420 (12%)	732 (6.3%)	302 (2.6%)	82 (0.7%)
\$15,000-\$24,999	10	5,497	4,165 (76%)	3,079 (56%)	2,151 (70%)	823 (15%)	669 (12%)	353 (6.4%)	106 (1.9%)	25 (0.5%)
\$10,000-\$14,999	14	6,768	5,082 (75%)	3,832 (57%)	2,683 (70%)	1,183 (17%)	743 (11%)	382 (5.6%)	110 (1.6%)	32 (0.5%)
\$5,000-\$9,999	37	14,337	10,958 (76%)	7,937 (55%)	5,476 (69%)	2,150 (15%)	1,394 (9.7%)	674 (4.7%)	189 (1.3%)	62 (0.4%)
<\$5,000	86	22,096	16,501 (75%)	11,680 (53%)	7,970 (68%)	3,219 (15%)	1,901 (8.6%)	900 (4.1%)	140 (0.6%)	30 (0.1%)
All Proven Sires	178	73,967	55,762 (75%)	40,114 (54%)	27,507 (69%)	10,965 (15%)	8,017 (11%)	4,115 (5.6%)	1,361 (1.8%)	405 (0.5%)

Prospective Stallions of 2016

The following table lists horses that are currently racing or recently retired that could begin careers at stud in 2016. Horses must have raced in North America since Dec. 1, 2014, and won a grade I or II race in North America. Additional information includes the horse's bet performance, year of birth, sire, sire's 2015 fee (in native currency), sire's number of sons at stud in North America in 2015, and the horse's top auction price and hip type including RNA prices (fall-of-the-hammer price on horses that did not meet their reserve; W=Weanling, Y=Yearling, 2=2-year-old, H=horse of racing age). Race record and earnings are worldwide lifetime statistics through Sept. 2, 2015. The premier stakes win (by best performance and earnings) listed includes only North American stakes.

Best Perf.	Horse (YOB)	Sire	Sire '15 Fee	Sire Sons At Stud	Top Sale Price (RNA)	Race Record	Earnings	Premier Win
G1SW	American Pharoah ('12)	Pioneerof the Nile	\$60,000	1	\$300,000-Y	10-8 (8)-1-0	\$5,900,300	Triple Crown
G2SW	Are You Kidding Me ('10)	Run Away and Hide	\$7,500			21-5 (3)-3-5	\$548,829	Eclipse
G2SW	Bashart ('11)	War Front	\$150,000	5	(\$195,000)-2	11-2 (1)-2-2	\$273,083	With Anticipation
G1SW	Bayern ('11)	Offlee Wild	\$11,000		\$320,000-2	14-6 (4)-1-2	\$4,418,930	Breeders' Cup Classic
G2SW	Big Bane Theory ('09)	Artie Schiller	\$15,000	1		16-4 (1)-2-1	\$381,140	City of Hope Mile
G1SW	Big Blue Kitten ('08)	Kitten's Joy	\$100,000	4		28-13 (6)-8-4	\$2,276,830	Sword Dancer Invitational
G2SW	Blofeld ('12)	Quality Road	\$35,000		\$275,000-Y	5-3 (2)-0-1	\$344,700	Nashua
G2SW/G1SP	Blueskiesrainbows ('09)	English Channel	\$25,000		\$33,000-Y	28-7 (4)-3-3	\$672,552	San Pasqual
G1SW	Bobby's Kitten ('11)	Kitten's Joy	\$100,000	4		12-5 (3)-1-3	\$1,296,433	Breeders' Cup Turf Sprint
G2SW/G1SP	Bourbon Courage ('09)	Lion Heart	17,000 TL	5	\$15,000-Y	25-4 (1)-6-6	\$1,129,187	Super Derby
G2SW	Bradester ('10)	Lion Heart	17,000 TL	5	\$195,000-2	20-7 (4)-6-2	\$707,732	Monmouth Cup
G1SW	California Chrome ('11)	Lucky Pulpit	\$10,000			18-9 (8)-3-1	\$6,322,650	Kentucky Derby
G2SW	Call Me George ('10)	Point Given	\$7,500	1	\$4,500-Y	26-6 (1)-3-6	\$444,121	New Orleans H.
G1SW	Carpe Diem ('12)	Giant's Causeway	\$85,000	28	\$1,600,000-2	6-4 (3)-1-0	\$1,519,800	Blue Grass
G2SW/G1SP	Catch a Flight (ARG) ('10)	Giant's Causeway	\$85,000	28		18-10 (3)-1-4	\$773,239	Californian; San Diego H.
G2SW/G1SP	Clubhouse Ride ('08)	Candy Ride (ARG)	\$60,000	8	\$22,000-2	43-5 (3)-9-10	\$1,341,132	Californian
G1SW	Competitive Edge ('12)	Super Saver	\$35,000		\$750,000-2	7-4 (3)-0-0	\$519,280	Hopeful
G2SW/G1SP	Conquest Two Step ('11)	Two Step Salsa	\$7,500		\$420,000-2	11-3 (1)-5-2	\$339,408	Palos Verdes
G2SW	Conquest Typhoon ('12)	Stormy Atlantic	\$25,000	9	\$330,000-Y	9-2 (2)-4-1	\$473,565	Summer
G1SW	Constitution ('11)	Tapit	\$300,000	17	\$400,000-Y	6-4 (2)-0-1	\$1,004,096	Florida Derby

continued

Prospective Stallions of 2016 continued

Best Perf.	Horse (YOB)	Sire	Sire '15 Fee	Sire Sons At Stud	Top Sale Price (RNA)	Race Record	Earnings	Premier Win
G2SW/G1SP	Coup de Grace ('11)	Tapit	\$300,000	17	\$300,000-Y	12-5 (3)-0-2	\$482,660	Amsterdam
G1SW	Dads Caps ('10)	Discreet Cat	\$7,500			19-5 (2)-7-3	\$1,008,650	Carter H.
G1SW	Daredevil ('12)	More Than Ready	\$50,000	3	\$260,000-Y	5-2 (1)-1-0	\$424,600	Champagne
G2SW	Divisidero ('12)	Kitten's Joy	\$100,000	4	\$250,000-Y	5-3 (2)-0-1	\$331,000	American Turf
G1SW	Dortmund ('12)	Big Brown	\$8,500		\$140,000-2	8-6 (4)-0-1	\$1,579,400	Santa Anita Derby
G2SW	Dramedy ('09)	Distorted Humor	\$100,000	22	\$185,000-H	17-4 (1)-2-1	\$267,583	Dixiana Elkhorn
G2SW	Effinex ('11)	Mineshaft	\$25,000	6		16-6 (3)-1-2	\$782,250	Suburban H.
G2SW/G1SP	El Kabeir ('12)	Scat Daddy	\$35,000	2	\$250,000-Y	9-4 (3)-2-2	\$768,892	Gotham
G2SW	Exaggerator ('13)	Curlin	\$35,000		\$110,000-Y	3-2 (1)-0-0	\$163,120	Saratoga Special
G2SW/G1SP	Excaper ('09)	Exchange Rate	\$20,000	1	(\$30,000)-Y	28-5 (1)-9-2	\$771,539	Connaught Cup
G1SW	Finnegans Wake ('09)	Powerscourt (GB)				32-7 (5)-4-4	\$1,545,975	Woodford Reserve Turf Classic
G1SW	Flintshire (GB) ('10)	Dansili (GB)	£100,000	9		17-5 (4)-8-1	\$5,839,880	Sword Dancer
G1SW	Force the Pass ('12)	Speightstown	\$80,000	11		7-4 (3)-2-1	\$1,074,634	Belmont Derby Invitational
G2SW/G1SP	Frac Daddy ('10)	Scat Daddy	\$35,000	2	\$50,000-Y	20-5 (2)-7-0	\$701,236	Eclipse
G1SW	Frosted ('12)	Tapit	\$300,000	17		11-2 (1)-6-1	\$1,486,800	Wood Memorial
G1SW	Gabriel Charles ('10)	Street Hero	\$3,500		\$160,000-2	11-4 (3)-4-1	\$584,400	Eddie Read
G2SW	Gimme Da Lute ('12)	Midnight Lute	\$25,000	1		9-6 (5)-1-2	\$627,560	Los Alamitos Derby
G2SW	Global View ('11)	Galileo (IRE)		6	\$500,000-Y	15-3 (2)-3-2	\$469,977	American Turf
G1SW	Golden Ticket ('09)	Speightstown	\$80,000	11	\$100,000-2	33-6 (3)-8-4	\$1,362,924	Travers
G2SW	Guys Reward ('07)	Grand Reward			(\$27,000)-Y	53-9 (4)-5-11	\$801,457	Firecracker H.
G1SW	Hard Aces ('10)	Hard Spun	\$35,000	1		24-6 (2)-3-7	\$592,395	Gold Cup at Santa Anita
G1SW	Havana ('11)	Dunkirk			\$575,000-2	7-2 (1)-1-1	\$726,329	Champagne
G1SW	Highland Reel (IRE) ('12)	Galileo (IRE)		6		8-4 (3)-2-0	\$854,823	Secretariat
G2SW/G1SP	Holy Boss ('12)	Street Boss	\$10,000	1	\$135,000-Y	9-5 (3)-1-1	\$390,490	Amsterdam
G1SW	Honor Code ('11)	A.P. Indy		36		9-6 (4)-2-0	\$1,978,260	Metropolitan H.; Whitney
G1SW	Hootenanny ('12)	Quality Road	\$35,000		\$120,000-W	7-4 (2)-1-1	\$793,105	Breeders' Cup Juvenile Turf
G1SW	Hoppertunity ('11)	Any Given Saturday			\$300,000-Y	13-4 (3)-3-2	\$1,351,675	Clark H.
G2SW/G1SP	Hyper ('07)	Victory Gallop		3		27-10 (2)-6-5	\$852,655	Bowling Green H.
G2SW/G1SP	I Spent It ('12)	Super Saver	\$35,000		\$600,000-2	6-2 (1)-1-0	\$347,340	Saratoga Special
G1SW	Imagining ('08)	Giant's Causeway	\$85,000	28		26-9 (5)-5-2	\$1,177,394	Man o' War
G2SW	In Trouble ('11)	Tiz Wonderful			\$120,000-2	7-2 (1)-1-1	\$250,105	Futurity
G2SW	International Star ('12)	Fusaichi Pegasus	\$7,500	4	\$85,000-Y	9-5 (4)-2-0	\$1,010,979	Louisiana Derby
G2SW	Ironicus ('11)	Distorted Humor	\$100,000	22		10-4 (1)-4-1	\$423,790	Longines Dixie
G2SW	Itsaknockout ('12)	Lemon Drop Kid	\$40,000	5	\$350,000-Y	5-3 (1)-0-0	\$335,360	Fountain of Youth
G1SW	Jack Milton ('10)	War Front	\$150,000	5	(\$190,000)-2	18-5 (3)-2-5	\$850,495	Maker's 46 Mile
G2SW	Karibu Gardens ('10)	Flower Alley		1		11-5 (1)-0-1	\$244,036	Sky Classic
G1SW	Keen Ice ('12)	Curlin	\$35,000		\$120,000-Y	11-2 (1)-1-3	\$1,490,395	Travers
G2SW/G1SP	Kobe's Back ('11)	Flatter	\$20,000	3	\$480,000-2	14-3 (3)-2-2	\$592,250	San Vicente
G2SW	Last Gunfighter ('09)	First Samurai	\$15,000	2		21-9 (7)-3-3	\$1,219,205	Hawthorne Gold Cup
G1SW	Lea ('09)	First Samurai	\$15,000	2		17-7 (4)-4-3	\$2,031,618	Donn H.
G2SW/G1SP	Lockout ('09)	Limehouse	\$3,500	1	\$140,000-Y	21-7 (6)-2-3	\$1,110,433	Connaught Cup
G2SW/G1SP	Long On Value ('11)	Value Plus	\$4,500		\$3,000-Y	18-6 (5)-2-2	\$561,198	Twilight Derby
G2SW	Lord Nelson ('12)	Pulpit		28	\$340,000-Y	8-3 (2)-1-0	\$343,271	San Vicente
G2SW	Madefromlucky ('12)	Lookin At Lucky	\$25,000		\$150,000-2	10-4 (2)-2-1	\$875,200	West Virginia Derby
G1SW	Majestic Harbor ('08)	Rockport Harbor		2	\$20,000-Y	34-8 (2)-6-5	\$799,754	Gold Cup at Santa Anita
G2SW	March ('12)	Blame	\$20,000		\$320,000-W	7-3 (2)-1-0	\$526,500	Woody Stephens
G1SW	Materiality ('12)	Afleet Alex	\$12,500	4	\$400,000-2	5-3 (2)-0-0	\$686,028	Florida Derby

continued

Prospective Stallions of 2016 continued

Best Perf.	Horse (YOB)	Sire	Sire '15 Fee	Sire Sons At Stud	Top Sale Price (RNA)	Race Record	Earnings	Premier Win
G2SW/G1SP	Midnight Storm ('11)	Pioneerof the Nile	\$60,000	1	(\$38,000)-Y	11-4 (1)-3-0	\$411,860	Del Mar Derby
G1SW	Mr Speaker ('11)	Pulpit		28		15-5 (3)-1-1	\$1,073,044	Belmont Derby Invitational
G2SW/G1SP	Mr. Commons ('08)	Artie Schiller	\$15,000	1	\$70,000-Y	28-5 (3)-7-3	\$939,594	Arcadia; Sir Beaufort
G1SW	Mshawish ('10)	Medaglia d'Oro	\$125,000	7	\$25,000-W	19-6 (5)-2-3	\$1,670,151	Gulfstream Park Turf H.
G2SW/G1SP	Nates Mineshaft ('07)	Mineshaft	\$25,000	6	\$8,000-Y	33-9 (3)-4-4	\$843,762	New Orleans H.
G2SW	Neck 'n Neck ('09)	Flower Alley		1		27-5 (3)-4-5	\$845,962	Indiana Derby
G2SW	Newsdad ('08)	Arch	\$40,000	3	(\$32,000)-Y	24-6 (3)-2-4	\$626,585	Pan American
G1SW	Noble Bird ('11)	Birdstone	\$5,000	2	\$105,000-Y	11-4 (1)-3-0	\$531,278	Stephen Foster H.
G2SW	Noble Moon ('11)	Malibu Moon	\$95,000	7	\$200,000-W	13-2 (1)-3-1	\$379,100	Jerome
G2SW	Nyquist ('13)	Uncle Mo	\$25,000		\$400,000-2	2-2 (1)-0-0	\$153,600	Best Pal
G1SW	Palace ('09)	City Zip	\$40,000	6	\$160,000-2	25-11 (6)-5-4	\$1,371,550	Forego
G1SW	Palace Malice ('10)	Curlin	\$35,000		\$200,000-2	19-7 (6)-4-2	\$2,691,135	Metropolitan H.
G2SW/G1SP	Pants On Fire ('08)	Jump Start	\$10,000	4		34-10 (7)-5-8	\$1,581,975	Louisiana Derby
G2SW/G1SP	Prayer for Relief ('08)	Jump Start	\$10,000	4	\$80,000-Y	38-8 (6)-6-8	\$1,952,448	West Virginia Derby
G2SW/G1SP	Protonico ('11)	Giant's Causeway	\$85,000	28		11-6 (4)-1-1	\$828,587	Alysheba
G2SW	Race Day ('11)	Tapit	\$300,000	17	\$285,000-H	10-5 (2)-1-2	\$613,450	Oaklawn H.
G1SW	Rock Fall ('11)	Speightstown	\$80,000	11	\$250,000-Y	7-6 (2)-0-0	\$509,180	Alfred G. Vanderbilt H.
G1SW	Runhappy ('12)	Super Saver	\$35,000		\$200,000-Y	5-4 (1)-0-0	\$331,300	King's Bishop
G1SW	Sahara Sky ('08)	Pleasant Tap		3		24-8 (4)-4-5	\$1,179,578	Metropolitan H.
G1SW	Secret Circle ('09)	Eddington	\$3,500		\$165,000-2	16-8 (6)-6-1	\$3,670,790	Breeders' Cup Sprint
G1SW	Seek Again ('10)	Speightstown	\$80,000	11		16-5 (2)-3-4	\$877,926	Hollywood Derby
G2SW/G1SP	Silentio ('09)	Silent Name (JPN)	\$7,500			16-4 (2)-1-7	\$712,210	Citation H.
G2SW	Skyring ('09)	English Channel	\$25,000			36-5 (3)-4-2	\$681,054	Dixie; Mervin H. Muniz Jr. H.
G1SW	Slumber (GB) ('08)	Cacique (IRE)	£12,500		\$200,000-H	23-5 (2)-5-4	\$1,109,662	Knob Creek Manhattan
G2SW/G1SP	Startup Nation ('12)	Temple City	\$12,500	17	\$95,000-Y	7-2 (1)-0-2	\$324,800	With Anticipation
G2SW/G1SP	Summer Front ('09)	War Front	\$150,000	5	\$475,000-2	23-8 (7)-6-3	\$1,077,140	Ft. Lauderdale
G2SW	Takeover Target ('12)	Harlan's Holiday		7	\$175,000-Y	5-3 (1)-1-0	\$301,200	Hall of Fame
G1SW	Talco (FR) ('11)	Pivotal (GB)	£45,000	4		16-5 (2)-5-3	\$531,123	Shoemaker Mile
G1SW	Tamarando ('11)	Bertrando		2		18-4 (3)-3-4	\$673,592	Del Mar Futurity
G2SW/G1SP	Tapiture ('11)	Tapit	\$300,000	17		16-4 (4)-4-4	\$1,476,060	West Virginia Derby
G1SW	Texas Red ('12)	Afleet Alex	\$12,500	4	\$17,000-Y	9-3 (2)-3-1	\$1,767,300	Breeders' Cup Juvenile
G1SW	The Big Beast ('11)	Yes It's True	\$10,000	2	\$150,000-2	9-4 (1)-3-1	\$676,300	King's Bishop
G2SW	Tiz Shea D ('12)	Tiznow	\$75,000	13	(\$117,000)-Y	6-2 (1)-2-0	\$460,056	Indiana Derby
G1SW	Tom's Tribute ('10)	Lion Heart	17,000 TL	5	\$310,000-2	16-6 (4)-3-2	\$634,880	Eddie Read
G1SW	Tonalist ('11)	Tapit	\$300,000	17	(\$195,000)-Y	13-5 (4)-4-2	\$2,497,000	Belmont
G1SW	Trade Storm (GB) ('08)	Trade Fair (GB)				38-6 (2)-6-4	\$1,690,898	Woodbine Mile
G2SW	Triple Threat (FR) ('10)	Monsun (GER)				15-4 (3)-2-2	\$380,648	Monmouth
G2SW	Unitarian ('10)	Pulpit		28		21-5 (2)-4-5	\$470,290	Dixiana Elkhorn
G1SW	Up With the Birds ('10)	Stormy Atlantic	\$25,000	9		18-7 (6)-3-3	\$1,463,189	Jamaica H.
G2SW/G1SP	Upstart ('12)	Flatter	\$20,000	3	\$130,000-Y	10-3 (2)-3-2	\$1,221,480	Holy Bull
G1SW	V. E. Day ('11)	English Channel	\$25,000		\$135,000-2	11-4 (2)-2-0	\$990,010	Travers
G2SW	Wallyanna ('11)	Langfuhr	\$7,500	5		10-4 (2)-0-0	\$231,214	Hall of Fame
G2SW/G1SP	War Dancer ('10)	War Front	\$150,000	5	\$220,000-Y	22-4 (2)-5-4	\$887,662	Virginia Derby
G1SW	Wicked Strong ('11)	Hard Spun	\$35,000	1	\$375,000-Y	16-3 (2)-3-2	\$1,674,460	Wood Memorial
G1SW	Wild Dude ('10)	Wildcat Heir	\$10,000	2	\$42,000-2	17-6 (3)-4-4	\$774,887	Bing Crosby
G2SW/G1SP	Wildcat Red ('11)	D'wildcat	\$3,500	1	\$30,000-2	17-6 (4)-4-3	\$1,066,875	Fountain of Youth
G1SW	Winning Prize (ARG) ('09)	Pure Prize				21-8 (5)-3-1	\$684,283	Frank E. Kilroe Mile